



# NAVA BHARAT VENTURES LIMITED

NAVA BHARAT CHAMBERS, RAJ BHAVAN ROAD, HYDERABAD-500082, TELANGANA, INDIA

NAVA BHARAT

NBV/SECTL/ 360 /2021-22

September 2, 2021

National Stock Exchange of India Limited  
Exchange Plaza, 5<sup>th</sup> Floor,  
Plot No.C/1, G Block  
Bandra Kurla Complex, Bandra (E)  
MUMBAI – 400 051  
**NSE Symbol : 'NBVENTURES'**

Department of Corp.Services  
BSE Limited  
Phiroze Jeejeebhoy Towers,  
Dalal Street  
MUMBAI – 400 001  
**Scrip Code : '513023'/'NBVENTURE'**

Dear Sir,

**Sub: Shareholding pattern post closure of Buyback of shares as on August 27, 2021.**

--oOo--

Please find enclosed the shareholding pattern post closure of Buyback of shares as on August 27, 2021 pursuant to Regulation 31 (c) of SEBI (Listing Obligations and Disclosure Requirements) Regulations, 2015 in the prescribed format, for your kind information and records.

Thanking you,

Yours faithfully  
for Nava Bharat Ventures Limited

VSN Raju  
Company Secretary  
& Vice President

Encl: as above.

**Shareholding Pattern as on August 27, 2021**

1	Name of Listed Entity	Nava Bharat Ventures Limited	
2	Scrip Code/Name of Scrip/Class of Security	NSE: 'NBVENTURES'/EQUITY	
		BSE: '513023'/NBVENTURES'/EQUITY	
3	Shareholding Pattern Filed under Reg.31(1)(a)/Reg.31(1)(b)/Reg.31(1) (c)	Regulation 31(1)(C)	
	a. If under 31(1)(b) then indicate the report for Quarter ending	Not applicable	
	b. If under 31(1)(c) then indicate date of allotment/extinguishment	August 27, 2021	
4	Declaration: The Listed entity is required to submit the following declaration to the extent of submission of information:		
	<b>Particulars</b>	<b>Yes</b>	<b>No</b>
	1. Whether the Listed Entity has issued any partly paid up shares?		No
	2. Whether the Listed Entity has issued any Convertible Securities ?		No
	3. Whether the Listed Entity has issued any Warrants ?		No
	4. Whether the Listed Entity has any shares against which depository receipts are issued?		No
	5. Whether the Listed Entity has any shares in locked-in?		No
	6. Whether any shares held by promoters are pledge or otherwise encumbered?		No
	7. Whether company has equity shares with differential voting rights?		No
	8. Whether the listed entity has any significant beneficial owner?	Yes	
5	The tabular format for disclosure of holding of specified securities is as follows:-		

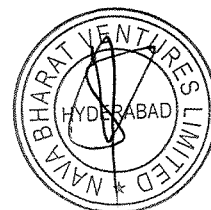




Table I - Summary Statement holding of specified securities

Category	Category of Shareholder	Nos. of Shareholders	No. of fully paid-up Equity Shares held	No. of Partly paid-up Equity Shares held	No. of Shares underlying Depository Receipts	Total Nos. shares held	Shareholding as a % total no. of shares (calculated as per SCRR, 1957)	Number of Voting Rights held in each class of securities				No. of Shares underlying Outstanding Convertible Securities (including Warrants)	Shareholding as a % assuming full conversion of convertible securities (as a % of diluted share capital)	Number of Locked in Shares		Number of shares pledged or otherwise encumbered		Number of Equity Shares held in dematerialized form
								No. of Voting Rights			Total as a % of (A+B+C)			No.	As a % of total shares held	No.	As a % of total shares held	
								Class	Class	Total								
								Equity	Pref.					(a)	(b)	(a)	(b)	
(I)	(II)	(III)	(IV)	(V)	(VI)	(VII) = (IV) + (V) + (VI)	(VIII) As a % of (A+B+C2)	(IX)				(X)	(XI) = (VII)+(X) As a % of (A+B+C2)	(XII)		(XIII)		(XIV)
(A)	Promoter & Promoter Group	17	71,204,301	0	0	71,204,301	49.07	71,204,301	0	71,204,301	49.07	0	49.07	0	0.00	0	0.00	71,204,301
(B)	Public	54,047	73,896,337	0	0	73,896,337	50.93	73,896,337	0	73,896,337	50.93	0	50.93	0	0.00		NA	72,986,011
(C)	Non Promoter - Non Public																NA	
(C1)	Shares underlying DRs	0	0	0	0	0	NA	0	0	0	0.00	0	NA	0	0.00		NA	0
(C2)	Shares held by Employee Trusts	0	0	0	0	0	0.00	0	0	0	0.00	0	0.00	0	0.00		NA	0
	<b>Total</b>	<b>54,064</b>	<b>145,100,638</b>	<b>0</b>	<b>0</b>	<b>145,100,638</b>	<b>100.00</b>	<b>145,100,638</b>	<b>0</b>	<b>145,100,638</b>	<b>100.00</b>	<b>0</b>	<b>100.00</b>	<b>0</b>	<b>0.00</b>	<b>0</b>	<b>0</b>	<b>144,190,312</b>




**Table II - Statement showing shareholding pattern of the Promoter and Promoter Group**

	Category & Name of the Shareholder(s)	Entity type i.e. promoter or promoter group entity (except promoter)	PAN	No. of share-holders	No. of fully paid-up Equity Shares held	No. of Partly paid-up Equity Shares held	Nos. of Shares underlying Depository Receipts	Total Nos. shares held	Shareholding % calculated as per SCRR, 1957	Number of Voting Rights held in each class of securities				No. of Shares underlying Outstanding Convertible Securities (including Warrants)	Shareholding as a % assuming full conversion of convertible securities (as a % of diluted share capital)	Number of Locked in Shares		Number of shares pledged or otherwise encumbered		Number of Equity Shares held in dematerialized form
										No. of Voting Rights			Total as a % of Total Voting rights			No.	As a % of total shares held	No.	As a % of total shares held	
										Class	Class	Total								
										Equity	Pref.					(a)	(b)	(a)	(b)	
(I)	(II)	(III)	(IV)	(V)	(VI)	(VII) = (V)+(VI)	As a % of (A+B+C2) (VIII)	(IX)				(X)	(XI) = (VII) + (X) As a % of A+B+C2	(XII)		(XIII)	(XIV)			
(1)	Indian																			
(a)	Individuals/Hindu Undivided Family			10	31,201,223	0	0	31,201,223	21.50	31,201,223	0	31,201,223	21.50	0	21.50	0	0.00	0	0.00	31,201,223
	Name :																			
	Mr. Ashok Devineni	Promoter	ABVPD5737F		2,226,000	0	0	2,226,000	1.53	2,226,000	0	2,226,000	1.53	0	1.53	0	0.00	0	0.00	2,226,000
	Mr. Trivikrama Prasad Pinnamaneni	Promoter group	AENPP0497F		3,150,488	0	0	3,150,488	2.17	3,150,488	0	3,150,488	2.17	0	2.17	0	0.00	0	0.00	3,150,488
	Mr. Trivikrama Prasad Pinnamaneni (HUF)	Promoter group	AAGHP6929M		702,630	0	0	702,630	0.48	702,630	0	702,630	0.48	0	0.48	0	0.00	0	0.00	702,630
	Mrs. Ramaa Devineni	Promoter group	ACGPD0277Q		523,230	0	0	523,230	0.36	523,230	0	523,230	0.36	0	0.36	0	0.00	0	0.00	523,230
	Mrs. Rajashree Pinnamaneni	Promoter group	AAOPP2417L		6,997,556	0	0	6,997,556	4.82	6,997,556	0	6,997,556	4.82	0	4.82	0	0.00	0	0.00	6,997,556
	Mr. Ashwin Devineni	Promoter group	AFKPD8669R		4,172,789	0	0	4,172,789	2.88	4,172,789	0	4,172,789	2.88	0	2.88	0	0.00	0	0.00	4,172,789
	Mr. Devineni Nikhil	Promoter group	AMWPD4181F		2,550,000	0	0	2,550,000	1.76	2,550,000	0	2,550,000	1.76	0	1.76	0	0.00	0	0.00	2,550,000
	Mrs. Devineni Bhaktapriya	Promoter group	ACYPD2219G		9,812,900	0	0	9,812,900	6.76	9,812,900	0	9,812,900	6.76	0	6.76	0	0.00	0	0.00	9,812,900
	Dr. Rajasekhar Devineni jointly with Mr. Ashok Devineni	Promoter group	AAKPD7740C		15,630	0	0	15,630	0.01	15,630	0	15,630	0.01	0	0.01	0	0.00	0	0.00	15,630
	Mrs. Nilima Alluri	Promoter group	AAKPA8609F		1,050,000	0	0	1,050,000	0.72	1,050,000	0	1,050,000	0.72	0	0.72	0	0.00	0	0.00	1,050,000
(b)	Central Government/State Government(s)			0	0	0	0	0	0.00	0	0	0	0.00	0	0.00	0	0.00	0	0.00	0
(c)	Financial Institutions/Banks			0	0	0	0	0	0.00	0	0	0	0.00	0	0.00	0	0.00	0	0.00	0
(d)	Any Other (specify)																			
	Name :																			
	(i) Bodies Corporate			7	40,003,078	0	0	40,003,078	27.57	40,003,078	0	40,003,078	27.57	0	27.57	0	0.00	0	0.00	40,003,078
	Promoter group:																			
	Nav Developers Limited	Promoter group entity	AAACN7350B		16,093,517	0	0	16,093,517	11.09	16,093,517	0	16,093,517	11.09	0	11.09	0	0.00	0	0.00	16,093,517
	A.N. Investments Private Limited	Promoter group entity	AABCA9109Q		9,479,825	0	0	9,479,825	6.53	9,479,825	0	9,479,825	6.53	0	6.53	0	0.00	0	0.00	9,479,825
	S.R.T. Investments Private Limited	Promoter group entity	AAACS8358J		7,379,756	0	0	7,379,756	5.09	7,379,756	0	7,379,756	5.09	0	5.09	0	0.00	0	0.00	7,379,756
	A9 Homes Private Limited	Promoter group entity	AAECM5096P		2,574,000	0	0	2,574,000	1.77	2,574,000	0	2,574,000	1.77	0	1.77	0	0.00	0	0.00	2,574,000
	V9 Avenues Private Limited	Promoter group entity	AAECM4722C		2,219,980	0	0	2,219,980	1.53	2,219,980	0	2,219,980	1.53	0	1.53	0	0.00	0	0.00	2,219,980
	AV Dwellings Private Limited	Promoter group entity	AAECM4721B		2,256,000	0	0	2,256,000	1.55	2,256,000	0	2,256,000	1.55	0	1.55	0	0.00	0	0.00	2,256,000
	(ii) Trust																			
	Promoter group:																			
	Nav Energy Private Limited	Promoter group entity	AABCN3524A		0	0	0	0	0.00	0	0	0	0.00	0	0.00	0	0.00	0	0.00	0
	Sub-Total (A)(1)			17	71,204,301	0	0	71,204,301	49.07	71,204,301	0	71,204,301	49.07	0	49.07	0	0.00	0	0.00	71,204,301
(2)	Foreign																			
(a)	Individuals			0	0	0	0	0	0.00	0	0	0	0.00	0	0.00	0	0.00	0	0.00	0
(b)	Government			0	0	0	0	0	0.00	0	0	0	0.00	0	0.00	0	0.00	0	0.00	0
(c)	Institutions			0	0	0	0	0	0.00	0	0	0	0.00	0	0.00	0	0.00	0	0.00	0
(d)	Foreign Portfolio Investor			0	0	0	0	0	0.00	0	0	0	0.00	0	0.00	0	0.00	0	0.00	0
(e)	Any Other (Specify)			0	0	0	0	0	0.00	0	0	0	0.00	0	0.00	0	0.00	0	0.00	0
	Sub-Total (A)(2)			0	0	0	0	0	0.00	0	0	0	0.00	0	0.00	0	0.00	0	0.00	0
	Total Shareholding of Promoter and Promoter Group A = (A)(1) + (A)(2)			17	71,204,301	0	0	71,204,301	49.07	71,204,301	0	71,204,301	49.07	0	49.07	0	0.00	0	0.00	71,204,301



**Table III - Statement showing shareholding pattern of the Public Shareholder**

	Category & Name of the Shareholders	PAN	No. of share-holders	No. of fully paid-up Equity Shares held	No. of Partly paid-up Equity Shares held	Nos. of Shares underlying Depository Receipts	Total Nos. shares held	Shareholding % calculated as per SCRR, 1957	Number of Voting Rights held in each class of securities			No. of Shares underlying Outstanding Convertible Securities (including Warrants)	Total Shareholding as a % assuming full conversion of convertible securities (as a % of diluted share capital)	Number of Locked in Shares		Number of shares pledged of otherwise encumbered		Number of Equity Shares held in dematerialized form	
									No. of Voting Rights					Total as a % of Total Voting rights	No.	As a % of total shares held	No.		As a % of total shares held
									Class	Class	Total								
									Equity	Pref.					(a)	(b)	(a)		(b)
(I)	(II)	(III)	(IV)	(V)	(VI)	(VII = IV+V+VI)	As a % of (A+B+C2) (VIII)	(IX)			(X)	(XI)	(XII)		(XIII)	(XIV)			
(1)	<b>Institutions</b>																		
(a)	Mutual Funds		2	343,133	0	0	343,133	0.24	343,133	0	343,133	0.24	0	0.24	0	0.00	NA	343,133	
	Name (Holding above 1%)																NA		
(b)	Venture Capital Funds		0	0	0	0	0	0.00	0	0	0	0.00	0	0.00	0	0.00	NA	0	
	Name (xyz)																NA		
(c)	Alternate Investment Funds		0	0	0	0	0	0.00	0	0	0	0.00	0	0.00	0	0.00	NA	0	
	Name (xyz)																NA		
(d)	Foreign Venture Capital Investors		0	0	0	0	0	0.00	0	0	0	0.00	0	0.00	0	0.00	NA	0	
	Name (xyz)																NA		
(e)	Foreign Portfolio Investors		43	5,772,229	0	0	5,772,229	3.98	5,772,229	0	5,772,229	3.98	0	3.98	0	0.00	NA	5,772,229	
	Names :(Holding above 1%)																NA		
(f)	Financial Institutions/Banks		6	13,459	0	0	13,459	0.01	13,459	0	13,459	0.01	0	0.01	0	0.00	NA	10,049	
	Name (xyz)																NA		
(g)	Insurance Companies		0	0	0	0	0	0.00	0	0	0	0.00	0	0.00	0	0.00	NA	0	
	Name (xyz)																NA		
(h)	Provident Funds/Pension Funds		0	0	0	0	0	0.00	0	0	0	0.00	0	0.00	0	0.00	NA	0	
	Name (xyz)																NA		
(i)	Any Other (Specify)										0	0.00	0	0.00	0	0.00	NA	0	
	OVERSEAS CORPORATE BODIES		1	4,000	0	0	4,000	0.00	4000	0	4,000	0.00	0	0.00	0	0.00	NA	4,000	
	<b>Sub-Total (B)(1)</b>		<b>52</b>	<b>6,132,821</b>	<b>0</b>	<b>0</b>	<b>6,132,821</b>	<b>4.23</b>	<b>6,132,821</b>	<b>0</b>	<b>6,132,821</b>	<b>4.23</b>	<b>0</b>	<b>4.23</b>	<b>0</b>	<b>0.00</b>	<b>NA</b>	<b>6,129,411</b>	
(2)	<b>Central Government/State Government(s)/ President of India</b>		<b>0</b>	<b>0</b>	<b>0</b>	<b>0</b>	<b>0</b>	<b>0.00</b>	<b>0</b>	<b>0</b>	<b>0</b>	<b>0.00</b>	<b>0</b>	<b>0.00</b>	<b>0</b>	<b>0.00</b>	<b>NA</b>	<b>0</b>	
	Name (xyz)																NA		
	<b>Sub-Total (B)(2)</b>		<b>0</b>	<b>0</b>	<b>0</b>	<b>0</b>	<b>0</b>	<b>0.00</b>	<b>0</b>	<b>0</b>	<b>0</b>	<b>0.00</b>	<b>0</b>	<b>0.00</b>	<b>0</b>	<b>0.00</b>	<b>NA</b>	<b>0</b>	




**Table IV - Statement showing shareholding pattern of the Non Promoter - Non Public Shareholder**

	Category & Name of the Shareholder(s)	PAN	No. of shareholders	No. of fully paid-up Equity Shares held	Partly paid-up Equity Shares held	Nos. of Shares underlying Depository Receipts	Total Nos. shares held	Shareholding % calculated as per SCRR, 1957	Number of Voting Rights held in each class of securities				No. of Shares underlying Outstanding Convertible Securities (including Warrants)	Total Shareholding as a % assuming full conversion of convertible securities (as a % of diluted share capital)	Number of Locked in Shares		Number of shares pledged or otherwise encumbered		Number of Equity Shares held in dematerialized form
									No. of Voting Rights			Total as a % of Total Voting rights			No.	As a % of total shares held	No.	As a % of total shares held	
									Class	Class	Total								
									Equity	Pref.					(a)	(b)	(a)	(b)	
	(I)	(II)	(III)	(IV)	(V)	(VI)	(VII = IV+V+VI)	As a % of (A+B+C2) (VIII)	(IX)				(X)	(XI) = (VII) + (X) As a % of A+B+C2	(XII)		(XIII)		(XIV)
(1)	Custodian/DR Holder Name of DR Holder (if available): <u>Not applicable</u> (a) Name: <u>Not applicable</u>		0	0	0	0	0		0	0	0	0.00	0	0.00	0	0.00	NA		0
(2)	Employee Benefit Trust (under SEBI (Share based Employee Benefit Regulations, 2014) (a) Name: <u>Not applicable</u>		0	0	0	0	0	0.00	0	0	0	0.00	0	0.00	0	0.00	NA	NA	0
	<b>Total Non-Promoter - Non Public Shareholding</b> (C) = (C)(1) + (C)(2)		0	0	0	0	0	0.00	0	0	0	0.00	0	0.00	0	0.00	NA		0


**Note**

- (1) PAN would not be displayed on website of Stock Exchange(s).
- (2) The above format needs to disclose name of all holders holding more than 1% of total number of shares
- (3) W.r.t. the information pertaining to Depository Receipts, the same may be disclosed in the respective columns to the extent information available.



Category & Name of the Shareholders	PAN	No. of share-holders	No. of fully paid-up Equity Shares held	No. of Partly paid-up Equity Shares held	Nos. of Shares underlying Depository Receipts	Total Nos. shares held	Shareholding % calculated as per SCRR, 1957	Number of Voting Rights held in each class of securities			No. of Shares underlying Outstanding Convertible Securities (including Warrants)	Total Shareholding as a % assuming full conversion of convertible securities (as a % of diluted share capital)	Number of Locked in Shares		Number of shares pledged of otherwise encumbered		Number of Equity Shares held in dematerialized form	
								No. of Voting Rights					Total as a % of Total Voting rights	No.	As a % of total shares held	No.		As a % of total shares held
								Class	Class	Total								
								Equity	Pref.									
(I)	(II)	(III)	(IV)	(V)	(VI)	(VII) = (IV+V+VI)	As a % of (A+B+C2) (VIII)	(IX)			(X)	(XI)	(XII)		(XIII)	(XIV)		
(3) Non-institutions																		
(a) Individuals -																		
i. Individual shareholders holding nominal share capital up to ₹ 2/- lakh		52,582	3,73,36,100	0	0	3,73,36,100	25.73	3,73,36,100	0	3,73,36,100	25.73	0	25.73	0	0.00	NA		3,64,49,764
ii. Individual shareholders holding nominal share capital in excess of ₹ 2/- lakhs.		58	2,03,17,119	0	0	2,03,17,119	14.00	2,03,17,119	0	2,03,17,119	14.00	0	14.00	0	0.00	NA		2,03,02,119
Name : (Holding above 1%)																		
Sunitha Vemulapalli	AAIPV6103D	1	20,16,630	0	0	20,16,630	1.39	20,16,630	0	20,16,630	1.39	0	1.39	0	0.00	NA		20,16,630
(b) NBFCs registered with RBI		2	12,100	0	0	12,100	0.01	12,100	0	12,100	0.01	0	0.01	0	0.00	NA		12,100
(c) Employee Trusts		0	0	0	0	0	0.00	0	0	0	0.00	0	0.00	0	0.00	NA		0
(d) Overseas Depositories (holding DRs) (balancing figure)		0	0	0	0	0	0.00	0	0	0	0.00	0	0.00	0	0.00	NA		0
(e) Any Other (Specify)																		
Names :																		
i. Bodies Corporate		342	55,01,418	0	0	55,01,418	3.79	55,01,418	0	55,01,418	3.79	0	3.79	0	0.00	NA		55,01,078
ii. Unclaimed Shares Suspense A/c		1	5,65,140	0	0	5,65,140	0.39	5,65,140	0	5,65,140	0.39	0	0.39	0	0.00	NA		5,65,140
iii. Directors and Relatives		13	8,41,157	0	0	8,41,157	0.58	8,41,157	0	8,41,157	0.58	0	0.58	0	0.00	NA		8,41,157
iv. Clearing Members		74	2,17,487	0	0	2,17,487	0.15	2,17,487	0	2,17,487	0.15	0	0.15	0	0.00	NA		2,17,487
v. Trusts		1	4,860	0	0	4,860	0.00	4,860	0	4,860	0.00	0	0.00	0	0.00	NA		4,860
vi. Non Resident Indians - Repatriable		622	8,12,118	0	0	8,12,118	0.56	8,12,118	0	8,12,118	0.56	0	0.56	0	0.00	NA		8,06,878
vii. Non Resident Indians - Non Repatriable		299	15,41,323	0	0	15,41,323	1.06	15,41,323	0	15,41,323	1.06	0	1.06	0	0.00	NA		15,41,323
viii. IEPF		1	6,14,694	0	0	6,14,694	0.42	6,14,694	0	6,14,694	0.42	0	0.42	0	0.00	NA		6,14,694
<b>Sub-Total (B)(3)</b>		<b>53,995</b>	<b>6,77,63,516</b>	<b>0</b>	<b>0</b>	<b>6,77,63,516</b>	<b>46.70</b>	<b>6,77,63,516</b>	<b>0</b>	<b>6,77,63,516</b>	<b>46.70</b>	<b>0</b>	<b>46.70</b>	<b>0</b>	<b>0.00</b>	<b>0</b>		<b>6,68,56,600</b>
<b>Total Public Shareholding (B) = (B)(1)+(B)(2)+(B)(3)</b>		<b>54,047</b>	<b>7,38,96,337</b>	<b>0</b>	<b>0</b>	<b>7,38,96,337</b>	<b>50.93</b>	<b>7,38,96,337</b>	<b>0</b>	<b>7,38,96,337</b>	<b>50.93</b>	<b>0</b>	<b>50.93</b>	<b>0</b>	<b>0.00</b>	<b>NA</b>		<b>7,29,86,011</b>

Details of Shares which remain unclaimed may be given here along with details such as number of shareholders, outstanding shares held in demat/unclaimed suspense account, voting rights which are frozen etc.: 5,65,140 Equity Shares (0.39%) are held in the name of 'Nava Bharat Ventures Limited - Unclaimed Suspense Account' against 1,227 Shareholders in demat form as on August 27, 2021.



**Table V- Statement showing details of significant beneficial owners**

Sr. No.	Details of the significant beneficial owner (I)			Details of the registered owner (II)			Particulars of the shares in which significant beneficial interest is held by the beneficial owner (III)		Date of creation/acquisition of significant beneficial interest (IV)
	Name	PAN	Nationality	Name	PAN	Nationality	Number of shares	Shareholding as a % of total no. of shares (calculated as per SCRR, 1957) As a % of (A+B+C2)	
1	Mr.D.ASHOK	ABVPD5737F	INDIAN	NAV DEVELOPERS LIMITED	AAACN7350B	INDIAN	1,60,93,517	11.09	29.01.1996

Note: Mr. D. Ashok is having shares in the Company both directly and indirectly. He is having 1.53% of shares directly, 11.09% of shares indirectly through Nav Developers Limited for which he gave declaration under Section 90 of the Companies Act, 2013 on September 23, 2019.

