

NAVA BHARAT VENTURES LIMITED

NAVA BHARAT CHAMBERS, RAJ BHAVAN ROAD, HYDERABAD-500082, TELANGANA, INDIA

NAVA BHARAT

NBV/SECTL/ 238 /2021-22
July 14, 2021

National Stock Exchange of India Limited
Exchange Plaza, 5th Floor,
Plot No.C/1, G Block
Bandra Kurla Complex, Bandra (E)
MUMBAI – 400 051
NSE Symbol : 'NBVENTURES'

Department of Corp.Services
BSE Limited
Phiroze Jeejeebhoy Towers,
Dalal Street
MUMBAI – 400 001
Scrip Code : '513023'/'NBVENTURE'

Dear Sir,

Sub: Shareholding pattern for the quarter ended June 30, 2021.

--o0o--

Please find enclosed the shareholding pattern as on June 30, 2021, pursuant to Regulation 31 (b) of SEBI (Listing Obligations and Disclosure Requirements) Regulations, 2015 in the prescribed format, for your kind information and records.


Please also see below table w.r.t changes in share capital of the Company for your kind information:

Particulars	No. of shares	Share Capital (Rs.)
Paid up share capital as on March 31, 2021	15,63,93,797	31,27,87,594
Less: Shares extinguished on April 6, 2021 due to Buyback (Submitted to you with Ref. no. NBV/SECTL/13B/2021-22 dated April 7, 2021) (B)	76,50,607	1,53,01,214
Less: Shares extinguished on April 15, 2021 due to Buyback (Submitted to you with Ref. no. NBV/SECTL/ 40/2021-22 dated April 16, 2021) (C)	8,75,700	17,51,400
Less: Shares extinguished on April 28, 2021 due to Buyback (Submitted to you with Ref. no. NBV/SECTL/55B/2021-22 dated April 29, 2021) (D)	24,85,530	49,71,060
Less: Shares extinguished on May 11, 2021 due to Buyback (Submitted to you with Ref. no. NBV/SECTL/88B/2021-22 dated May 12, 2021) (E)	2,76,311	5,52,622
Paid up share capital as on June 30, 2021 (F=A-B-C-D-E)	14,51,05,649	29,02,11,298

Thanking you,

Yours faithfully
for Nava Bharat Ventures Limited

VSN Raju
Company Secretary
& Vice President



Encl: as above.

Shareholding Pattern for the quarter ended on June 30, 2021

1	Name of Listed Entity	Nava Bharat Ventures Limited	
2	Scrip Code/Name of Scrip/Class of Security	NSE: 'NBVENTURES'/EQUITY	
		BSE: '513023'/NBVENTURES'/EQUITY	
3	Shareholding Pattern Filed under Reg.31(1)(a)/Reg.31(1)(b)/Reg.31(1) (c)	Regulation 31(1)(b)	
	a. If under 31(1)(b) then indicate the report for Quarter ending	June 30, 2021	
	b. If under 31(1)(c) then indicate date of allotment/extinguishment	Not applicable	
4	Declaration: The Listed entity is required to submit the following declaration to the extent of submission of information:		
	Particulars	Yes	No
	1. Whether the Listed Entity has issued any partly paid up shares?		No
	2. Whether the Listed Entity has issued any Convertible Securities ?		No
	3. Whether the Listed Entity has issued any Warrants ?		No
	4. Whether the Listed Entity has any shares against which depository receipts are issued?		No
	5. Whether the Listed Entity has any shares in locked-in?		No
	6. Whether any shares held by promoters are pledge or otherwise encumbered?		No
	7. Whether company has equity shares with differential voting rights?		No
	8. Whether the listed entity has any significant beneficial owner?	Yes	
5	The tabular format for disclosure of holding of specified securities is as follows:-		

①




Table I - Summary Statement holding of specified securities

Category	Category of Shareholder	Nos. of Shareholders	No. of fully paid-up Equity Shares held	No. of Partly paid-up Equity Shares held	No. of Shares underlying Depository Receipts	Total Nos. shares held	Shareholding as a % total no. of shares (calculated as per SCRR, 1957)	Number of Voting Rights held in each class of securities				No. of Shares underlying Outstanding Convertible Securities (including Warrants)	Shareholding as a % assuming full conversion of convertible securities (as a % of diluted share capital)	Number of Locked in Shares		Number of shares pledged or otherwise encumbered	
								No. of Voting Rights			Total as a % of (A+B+C)			No.	As a % of total shares held	No.	As a % of total shares held
								Class	Class	Total							
(I)	(II)	(III)	(IV)	(V)	(VI)	(VII) = (IV) + (V) + (VI)	(VIII) As a % of (A+B+C2)	(IX)				(X)	(XI) = (VII)+(X) As a % of (A+B+C2)	(XII)		(XIII)	
(A)	Promoter & Promoter Group	1	7,12,04,301	0	0	7,12,04,301	49.07	7,12,04,301	0	7,12,04,301	49.07	0	49.07	0	0.00	0	0.00
(B)	Public	45,058	7,39,01,348	0	0	7,39,01,348	50.93	7,39,01,348	0	7,39,01,348	50.93	0	50.93	0	0.00		NA
(C)	Non Promoter - Non Public																NA
(C1)	Shares underlying DRs	0	0	0	0	0	NA	0	0	0	0.00	0	NA	0	0.00		NA
(C2)	Shares held by Employee Trusts	0	0	0	0	0	0.00	0	0	0	0.00	0	0.00	0	0.00		NA
	Total	45,074	14,51,05,649	0	0	14,51,05,649	100.00	14,51,05,649	0	14,51,05,649	100.00	0	100.00	0	0.00	0	0




Table II - Statement showing shareholding pattern of the Promoter and Promoter Group

	Category & Name of the Shareholder(s)	PAN	No. of shareholders	No. of fully paid-up Equity Shares held	No. of Partly paid-up Equity Shares held	Nos. of Shares underlying Depository Receipts	Total Nos. shares held	Shareholding % calculated as per SCRR, 1957	Number of Voting Rights held in each class of securities				No. of Shares underlying Outstanding Convertible Securities (including Warrants)	Shareholding as a % assuming full conversion of convertible securities (as a % of diluted share capital)	Number of Locked in Shares		Number of shares pledged or otherwise encumbered		Number of Equity Shares held in dematerialized form
									No. of Voting Rights			Total as a % of Total Voting rights			No.	As a % of total shares held	No.	As a % of total shares held	
									Class Equity	Class Pref.	Total								
(I)	(II)	(III)	(IV)	(V)	(VI)	(VII = IV+V+VI)	As a % of (A+B+C2)(VIII)	(IX)				(X)	(XI) = (VII) + (X) As a % of A+B+C2	(XII)		(XIII)	(XIV)		
(1)	Indian																		
(a)	Individuals/Hindu Undivided Family		10	3,12,01,223	0	0	3,12,01,223	21.50	3,12,01,223	0	3,12,01,223	21.50	0	21.50	0	0.00	0	0.00	3,12,01,223
	Name :																		
	Promoter:																		
	Mr. Ashok Devineni	ABVPD5737F		22,26,000	0	0	22,26,000	1.53	22,26,000	0	22,26,000	1.53	0	1.53	0	0.00	0	0.00	22,26,000
	Promoter group:																		
	Mr. Trivikrama Prasad Pinnamaneni	AENPP0497F		31,50,488	0	0	31,50,488	2.17	31,50,488	0	31,50,488	2.17	0	2.17	0	0.00	0	0.00	31,50,488
	Mr. Trivikrama Prasad Pinnamaneni (HUF)	AAGHP6829M		7,02,630	0	0	7,02,630	0.48	7,02,630	0	7,02,630	0.48	0	0.48	0	0.00	0	0.00	7,02,630
	Mrs. Ramaa Devineni	ACGPD0277Q		5,23,230	0	0	5,23,230	0.36	5,23,230	0	5,23,230	0.36	0	0.36	0	0.00	0	0.00	5,23,230
	Mrs. Rajashree Pinnamaneni	AAOPP2417L		69,97,556	0	0	69,97,556	4.82	69,97,556	0	69,97,556	4.82	0	4.82	0	0.00	0	0.00	69,97,556
	Mr. Ashwin Devineni	AFKPD8669R		41,72,789	0	0	41,72,789	2.88	41,72,789	0	41,72,789	2.88	0	2.88	0	0.00	0	0.00	41,72,789
	Mr. Devineni Nikhil	AMWPD4181F		25,50,000	0	0	25,50,000	1.76	25,50,000	0	25,50,000	1.76	0	1.76	0	0.00	0	0.00	25,50,000
	Mrs. Devineni Bhaktapriya	ACYPD2219G		98,12,900	0	0	98,12,900	6.76	98,12,900	0	98,12,900	6.76	0	6.76	0	0.00	0	0.00	98,12,900
	Dr. Rajasekhar Devineni jointly with Mr. Ashok Devineni	AAKPD7740C		15,630	0	0	15,630	0.01	15,630	0	15,630	0.01	0	0.01	0	0.00	0	0.00	15,630
	Mrs. Nilima Alluri	AAKPA8609F		10,50,000	0	0	10,50,000	0.72	10,50,000	0	10,50,000	0.72	0	0.72	0	0.00	0	0.00	10,50,000
(b)	Central Government/State Government(s)		0	0	0	0	0	0.00	0	0	0	0.00	0	0.00	0	0.00	0	0.00	0
(c)	Financial Institutions/Banks		0	0	0	0	0	0.00	0	0	0	0.00	0	0.00	0	0.00	0	0.00	0
(d)	Any Other (specify)																		
	Name :																		
	(i) Bodies Corporate		6	4,00,03,078	0	0	4,00,03,078	27.57	4,00,03,078	0	4,00,03,078	27.57	0	27.57	0	0.00	0	0.00	4,00,03,078
	Promoter group:																		
	Nav Developers Limited	AAACN7350B		1,60,93,517	0	0	1,60,93,517	11.09	1,60,93,517	0	1,60,93,517	11.09	0	11.09	0	0.00	0	0.00	1,60,93,517
	A.N. Investments Private Limited	AABCA9109Q		94,79,825	0	0	94,79,825	6.53	94,79,825	0	94,79,825	6.53	0	6.53	0	0.00	0	0.00	94,79,825
	S.R.T. Investments Private Limited	AACCS8358J		73,79,756	0	0	73,79,756	5.09	73,79,756	0	73,79,756	5.09	0	5.09	0	0.00	0	0.00	73,79,756
	A9 Homes Private Limited	AAECM5096P		25,74,000	0	0	25,74,000	1.77	25,74,000	0	25,74,000	1.77	0	1.77	0	0.00	0	0.00	25,74,000
	V9 Avenues Private Limited	AAECM4722C		22,19,980	0	0	22,19,980	1.53	22,19,980	0	22,19,980	1.53	0	1.53	0	0.00	0	0.00	22,19,980
	AV Dwellings Private Limited	AAECM4721B		22,56,000	0	0	22,56,000	1.55	22,56,000	0	22,56,000	1.55	0	1.55	0	0.00	0	0.00	22,56,000
	(ii) Trust																		
	Promoter group:																		
	Nav Energy Private Limited	AABCN3524A		0	0	0	0	0.00	0	0	0	0.00	0	0.00	0	0.00	0	0.00	0
	Sub-Total(A)(1)		16	7,12,04,301	0	0	7,12,04,301	49.07	7,12,04,301	0	7,12,04,301	49.07	0	49.07	0	0.00	0	0.00	7,12,04,301
(2)	Foreign																		
(a)	Individuals		0	0	0	0	0	0.00	0	0	0	0.00	0	0.00	0	0.00	0	0.00	0
(b)	Government		0	0	0	0	0	0.00	0	0	0	0.00	0	0.00	0	0.00	0	0.00	0
(c)	Institutions		0	0	0	0	0	0.00	0	0	0	0.00	0	0.00	0	0.00	0	0.00	0
(d)	Foreign Portfolio Investor		0	0	0	0	0	0.00	0	0	0	0.00	0	0.00	0	0.00	0	0.00	0
(e)	Any Other (Specify)		0	0	0	0	0	0.00	0	0	0	0.00	0	0.00	0	0.00	0	0.00	0
	Sub-Total (A)(2)		0	0	0	0	0	0.00	0	0	0	0.00	0	0.00	0	0.00	0	0.00	0
	Total Shareholding of Promoter and Promoter Group A = (A)(1) + (A)(2)		16	7,12,04,301	0	0	7,12,04,301	49.07	7,12,04,301	0	7,12,04,301	49.07	0	49.07	0	0.00	0	0.00	7,12,04,301





Table III - Statement showing shareholding pattern of the Public Shareholder

Category & Name of the Shareholders	PAN	No. of share-holders	No. of fully paid-up Equity Shares held	No. of Partly paid-up Equity Shares held	Nos. of Shares underlying Depository Receipts	Total Nos. shares held	Shareholding % calculated as per SCRR, 1957	Number of Voting Rights held in each class of securities				No. of Shares underlying Outstanding Convertible Securities (including Warrants)	Total Shareholding as a % assuming full conversion of convertible securities (as a % of diluted share capital)	Number of Locked in Shares		Number of shares pledged of otherwise encumbered		Number of Equity Shares held in dematerialized form	
								No. of Voting Rights			Total as a % of Total Voting rights			No.	As a % of total shares held	No.	As a % of total shares held		
								Class Equity	Class Pref.	Total									(a)
(I)	(II)	(III)	(IV)	(V)	(VI)	(VII = IV+V+VI)	As a % of (A+B+C2) (VIII)	(IX)				(X)	(XI)	(XII)		(XIII)	(XIV)		
(1) Institutions																			
(a) Mutual Funds Name (Holding above 1%)		2	3,43,133	0	0	3,43,133	0.24	3,43,133	0	3,43,133	0.24	0	0.24	0	0.00	NA	NA	3,43,133	
(b) Venture Capital Funds Name (xyz)		0	0	0	0	0	0.00	0	0	0	0.00	0	0.00	0	0.00	NA	NA	0	
(c) Alternate Investment Funds Name (xyz)		0	0	0	0	0	0.00	0	0	0	0.00	0	0.00	0	0.00	NA	NA	0	
(d) Foreign Venture Capital Investors Name (xyz)		0	0	0	0	0	0.00	0	0	0	0.00	0	0.00	0	0.00	NA	NA	0	
(e) Foreign Portfolio Investors Names :(Holding above 1%)		37	49,40,329	0	0	49,40,329	3.40	49,40,329	0	49,40,329	3.40	0	3.40	0	0.00	NA	NA	49,40,329	
(f) Financial Institutions/Banks Name (xyz)		6	13,459	0	0	13,459	0.01	13,459	0	13,459	0.01	0	0.01	0	0.00	NA	NA	10,049	
(g) Insurance Companies Name (xyz)		0	0	0	0	0	0.00	0	0	0	0.00	0	0.00	0	0.00	NA	NA	0	
(h) Provident Funds/Pension Funds Name (xyz)		0	0	0	0	0	0.00	0	0	0	0.00	0	0.00	0	0.00	NA	NA	0	
(i) Any Other (Specify) Name :		0	0	0	0	0	0.00	0	0	0	0.00	0	0.00	0	0.00	NA	NA	0	
Sub-Total (B)(1)		45	52,96,921	0	0	52,96,921	3.65	52,96,921	0	52,96,921	3.65	0	3.65	0	0.00	NA	NA	52,93,511	
(2) Central Government/State Government(s)/ President of India Name (xyz)		0	0	0	0	0	0.00	0	0	0	0.00	0	0.00	0	0.00	NA	NA	0	
Sub-Total (B)(2)		0	0	0	0	0	0.00	0	0	0	0.00	0	0.00	0	0.00	NA	NA	0	



Category & Name of the Shareholders	PAN	No. of shareholders	No. of fully paid-up Equity Shares held	No. of Partly paid-up Equity Shares held	Nos. of Shares underlying Depository Receipts	Total Nos. shares held	Shareholding % calculated as per SCRR, 1957	Number of Voting Rights held in each class of securities			No. of Shares underlying Outstanding Convertible Securities (including Warrants)	Total Shareholding as a % assuming full conversion of convertible securities (as a % of diluted share capital)	Number of Locked in Shares		Number of shares pledged of otherwise encumbered		Number of Equity Shares held in dematerialized form	
								No. of Voting Rights					Total as a % of Total Voting rights	No.	As a % of total shares held	No.		As a % of total shares held
								Class Equity	Class Pref.	Total								
(I)	(II)	(III)	(IV)	(V)	(VI)	(VII = IV+V+VI)	As a % of (A+B+C2) (VIII)	(IX)			(X)	(XI)	(XII)		(XIII)	(XIV)		
(3) Non-institutions															NA			
(a) Individuals -																		
i. Individual shareholders holding nominal share capital up to ₹ 2/- lakh		43,716	3,74,36,923	0	0	3,74,36,923	25.80	3,74,36,923	0	3,74,36,923	25.80	0	25.80	0	0.00	NA	3,65,50,587	
ii. Individual shareholders holding nominal share capital in excess of ₹ 2/- lakhs.		56	2,03,92,841	0	0	2,03,92,841	14.05	2,03,92,841	0	2,03,92,841	14.05	0	14.05	0	0.00	NA	2,03,77,841	
Name : (Holding above 1%)																		
Sunitha Vemulapalli	AAIPV6103D	1	20,16,630	0	0	20,16,630	1.39	20,16,630	0	20,16,630	1.39	0	1.39	0	0.00	NA	20,16,630	
(b) NBFCs registered with RBI		2	12,100	0	0	12,100	0.01	12,100	0	12,100	0.01	0	0.01	0	0.00	NA	12,100	
(c) Employee Trusts		0	0	0	0	0	0.00	0	0	0	0.00	0	0.00	0	0.00	NA	0	
(d) Overseas Depositories (holding DRs) (balancing figure)		0	0	0	0	0	0.00	0	0	0	0.00	0	0.00	0	0.00	NA	0	
(e) Any Other (Specify)																NA		
Names :																		
i. Bodies Corporate		342	56,90,657	0	0	56,90,657	3.92	56,90,657	0	56,90,657	3.92	0	3.92	0	0.00	NA	56,90,317	
ii. Unclaimed Shares Suspense A/c		1	5,65,140	0	0	5,65,140	0.39	5,65,140	0	5,65,140	0.39	0	0.36	0	0.00	NA	5,65,140	
iii. Directors and Relatives		13	8,41,157	0	0	8,41,157	0.58	8,41,157	0	8,41,157	0.58	0	0.53	0	0.00	NA	8,41,157	
iv. Clearing Members		165	6,21,567	0	0	6,21,567	0.43	6,21,567	0	6,21,567	0.43	0	0.43	0	0.00	NA	6,21,567	
v. Trusts		1	4,860	0	0	4,860	0.00	4,860	0	4,860	0.00	0	0.00	0	0.00	NA	4,860	
vi. Non Resident Indians - Repatriable		461	8,03,474	0	0	8,03,474	0.55	8,03,474	0	8,03,474	0.55	0	0.55	0	0.00	NA	7,98,234	
vii. Non Resident Indians - Non Repatriable		255	16,21,014	0	0	16,21,014	1.12	16,21,014	0	16,21,014	1.12	0	1.12	0	0.00	NA	16,21,014	
viii. IEPF		1	6,14,694	0	0	6,14,694	0.42	6,14,694	0	6,14,694	0.42	0	0.42	0	0.00	NA	6,14,694	
Sub-Total (B)(3)		45,013	6,86,04,427	0	0	6,86,04,427	47.28	6,86,04,427	0	6,86,04,427	47.28	0	47.28	0	0.00	0	6,76,97,511	
Total Public Shareholding		45,058	7,39,01,348	0	0	7,39,01,348	50.93	7,39,01,348	0	7,39,01,348	50.93	0	50.93	0	0.00	NA	7,29,91,022	
(B) = (B)(1)+(B)(2)+(B)(3)		45,058	7,39,01,348	0	0	7,39,01,348	50.93	7,39,01,348	0	7,39,01,348	50.93	0	50.93	0	0.00	NA	7,29,91,022	

Details of Shares which remain unclaimed may be given here along with details such as number of shareholders, outstanding shares held in demat/unclaimed suspense account, voting rights which are frozen etc.: 5,65,140 Equity Shares (0.39%) are held in the name of 'Nava Bharat Ventures Limited - Unclaimed Suspense Account' against 1,227 Shareholders in demat form as on June 30, 2021.

5




Table IV - Statement showing shareholding pattern of the Non Promoter - Non Public Shareholder

	Category & Name of the Shareholder(s)	PAN	No. of shareholders	No. of fully paid-up Equity Shares held	Partly paid-up Equity Shares held	Nos. of Shares underlying Depository Receipts	Total Nos. shares held	Shareholding % calculated as per SCRR, 1957	Number of Voting Rights held in each class of securities				No. of Shares underlying Outstanding Convertible Securities (including Warrants)	Total Shareholding as a % assuming full conversion of convertible securities (as a % of diluted share capital)	Number of Locked in Shares		Number of shares pledged or otherwise encumbered		Number of Equity Shares held in dematerialized form
									No. of Voting Rights			Total as a % of Total Voting rights			No.	As a % of total shares held	No.	As a % of total shares held	
									Class	Class	Total								
									Equity	Pref.					(a)	(b)	(a)	(b)	
	(I)	(II)	(III)	(IV)	(V)	(VI)	(VII = IV+V+VI)	As a % of (A+B+C2) (VIII)	(IX)				(X)	(XI) = (VII) + (X) As a % of A+B+C2	(XII)		(XIII)	(XIV)	
(1)	Custodian/DR Holder Name of DR Holder (if available); <u>Not applicable</u>																		
(a)	Name: <u>Not applicable</u>		0	0	0	0	0		0	0	0	0.00	0	0.00	0	0.00		NA	0
(2)	Employee Benefit Trust (under SEBI (Share based Employee Benefit Regulations, 2014)																		
(a)	Name: <u>Not applicable</u>		0	0	0	0	0	0.00	0	0	0	0.00	0	0.00	0	0.00		NA	0
	Total Non-Promoter - Non Public Shareholding (C) = (C)(1) + (C)(2)		0	0	0	0	0	0.00	0	0	0	0.00	0	0.00	0	0.00		NA	0




Table V- Statement showing details of significant beneficial owners

Sr. No.	Details of the significant beneficial owner (I)			Details of the registered owner (II)			Particulars of the shares in which significant beneficial interest is held by the beneficial owner (III)		Date of creation/acquisition of significant beneficial interest (IV)
	Name	PAN	Nationality	Name	PAN	Nationality	Number of shares	Shareholding as a % of total no. of shares (calculated as per SCRR, 1957) As a % of (A+B+C2)	
1	Mr.D.ASHOK	ABVPD5737F	INDIAN	NAV DEVELOPERS LIMITED	AAACN7350B	INDIAN	1,60,93,517	11.09	29.01.1996

Note: Mr. D. Ashok is having shares in the Company both directly and indirectly. He is having 1.53% of shares directly, 11.09% of shares indirectly through Nav Developers Limited for which he gave declaration under Section 90 of the Companies Act, 2013 on September 23, 2019.

