



NAVA BHARAT VENTURES LIMITED

NAVA BHARAT CHAMBERS, RAJ BHAVAN ROAD, HYDERABAD - 500 082. TELANGANA, INDIA

NBV/SECTL/ 290 /2018-19
July 19, 2018

National Stock Exchange of India Limited
Exchange Plaza, 5th Floor,
Plot No.C/1, G Block
Bandra Kurla Complex, Bandra (E)
MUMBAI – 400 051
NSE Symbol : 'NBVENTURES'

Department of Corp.Services
BSE Limited
Phiroze Jeejeebhoy Towers,
Dalal Street
MUMBAI – 400 001
Scrip Code : '513023'/'NBVENTURE'

Dear Sir,

Sub : Shareholding pattern for the quarter ended June 30, 2018.

--oOo--

Please find enclosed the shareholding pattern as on June 30, 2018, pursuant to Regulation 31 of SEBI (Listing Obligations and Disclosure Requirements) Regulations, 2015 in the prescribed format, for your kind information and records.

Thanking you,

Yours faithfully
for Nava Bharat Ventures Ltd.,

VSN Raju
Company Secretary
& Vice President

Encl: as above.

Shareholding Pattern for Q1 ended on June 30, 2018

1	Name of Listed Entity	Nava Bharat Ventures Limited	
2	Scrip Code/Name of Scrip/Class of Security	NSE: 'NBVENTURES'/EQUITY BSE: '513023'/'NBVENTURES'/EQUITY	
3	Shareholding Pattern Filed under Reg.31(1)(a)/Reg.31(1)(b)/Reg.31(1) (c) a. If under 31(1)(b) then indicate the report for Quarter ending b. If under 31(1)(c) then indicate date of allotment/extinguishment	Regulation 31(1)(b) Quarter ending June 30, 2018 Not Applicable	
4	Declaration: The Listed entity is required to submit the following declaration to the extent of submission of information:		
	Particulars	Yes*	No*
	1. Whether the Listed Entity has issued any partly paid up shares?		No
	2. Whether the Listed Entity has issued any Convertible Securities or Warrants?		No
	3. Whether the Listed Entity has any shares against which depository receipts are issued?		No
	4. Whether the Listed Entity has any shares in locked-in?		No
	5. Whether any shares held by promoters are pledged or otherwise encumbered?		No
5	The tabular format for disclosure of holding of specified securities is as follows:-		

For NAVA BHARAT VENTURES LIMITED



 VSN Raju
 Company Secretary &
 Vice President

Table I - Summary Statement holding of specified securities

Category	Category of Shareholder	Nos. of Shareholders	No. of fully paid-up equity shares held	No. of partly paid-up equity shares held	No. of Shares underlying Depository Receipts	Total Nos. Shares held	Shareholding as a % of total no. of Shares (calculated as per SCRR, 1957)	Number of Voting Rights held in each class of securities				No. of Shares Underlying Outstanding Convertible Securities (including Warrants)	Shareholding as a % assuming full conversion of convertible securities (as a % of diluted share capital)	No. of Locked in Shares		No. of Shares pledged or otherwise encumbered		Number of Equity Shares held in dematerialized form
								No. of Voting Rights			Total as a % of (A+B+C)			No.	As a % of total shares held	No.	As a % of total shares held	
								Class	Class	Total								
(I)	(II)	(III)	(IV)	(V)	(VI)	(VII) = (IV) + (V) + (VI)	(VIII) As a % of (A+B+C2)	IX)				(X)	(XI) = (VII)+(X) As a % of (A+B+C2)	XII)		XIII)		(XIV)
								Equity	Pref.									
(A)	Promoter & Promoter Group	17	79349728	0	0	79349728	44.43	79349728	0	79349728	44.43	0	44.43	0	0.00	0	0.00	79349728
(B)	Public	25254	96425754	0	0	96425754	54.00	96425754	0	96425754	54.00	0	54.00	0	0.00		NA	95103846
(C)	Non Promoter - Non Public																NA	
(C1)	Shares underlying DRs	0	0	0	0	0	NA	0	0	0	0.00	0	NA	0	0.00		NA	0
(C2)	Shares held by Employee Trusts	1	2800000	0	0	2800000	1.57	2800000	0	2800000	1.57	0	1.57	0	0.00		NA	2800000
	Total	25272	178575482	0	0	178575482	100.00	178575482	0	178575482	100.00	0	100.00	0	0	0	0	177253574



Table II - Statement showing shareholding pattern of the Promoter and Promoter Group

	Category & Name of the Shareholders	PAN	No. of Shareholders	No. of fully paid-up Equity Shares held	Partly paid-up Equity Shares held	Nos. of Shares underlying Depository Receipts	Total Nos. Shares held	Shareholding of % calculated as per SCRR, 1957	Number of Voting Rights held in each class of securities			No. of Shares underlying Outstanding Convertible Securities (including Warrants)	Shareholding as a % assuming full conversion of convertible securities (as a % of diluted share capital)	Number of Locked in Shares		Number of shares pledged or otherwise encumbered		Number of Equity Shares held in dematerialized form	
									No. of Voting Rights		Total as a % of Total Voting rights			No.	As a % of total shares held	No.	As a % of total shares held		
									Class Equity	Class Pref.									(a)
	(I)	(II)	(III)	(IV)	(V)	(VI)	(VII) = IV+V+VI	(VIII) As a % of (A+B+C2)	(IX)			(X)	(XI) = (VII) + (X)	(XII)		(XIII)	(XIV)		
(1)	Indian																		
(a)	Individuals/Hindu Undivided Family Name :		10	31147646	0	0	31147646	17.44	31147646	0	31147646	17.44	0	17.44	0	0.00	0	0.00	31147646
	Mr. Devineni Ashok	ABVPD5737F		2226000	0	0	2226000	1.25	2226000	0	2226000	1.25	0	1.25	0	0.00	0	0.00	2226000
	Mrs. Devineni Ramaa	ACGPD0277Q		523230	0	0	523230	0.29	523230	0	523230	0.29	0	0.29	0	0.00	0	0.00	523230
	Mr. Ashwin Devineni	AFKPD8669R		3429212	0	0	3429212	1.92	3429212	0	3429212	1.92	0	1.92	0	0.00	0	0.00	3429212
	Mr. Nikhil Devineni	AMWPD4181F		2550000	0	0	2550000	1.43	2550000	0	2550000	1.43	0	1.43	0	0.00	0	0.00	2550000
	Mrs. Devineni Bhaktapriya	ACYPD2219G		9802900	0	0	9802900	5.49	9802900	0	9802900	5.49	0	5.49	0	0.00	0	0.00	9802900
	Dr. Devineni Rajasekhar jointly with Mr. D. Ashok	AAKPD7740C			0	0				0			0		0	0.00	0	0.00	
	Mrs. Alluri Nilima	AAKPA8609F		1050000	0	0	1050000	0.59	1050000	0	1050000	0.59	0	0.59	0	0.00	0	0.00	1050000
	Mr. Pinnamaneni Trivikrama Prasad	AENPP0497F		3850488	0	0	3850488	2.16	3850488	0	3850488	2.16	0	2.16	0	0.00	0	0.00	3850488
	Mr. Pinnamaneni Trivikrama Prasad (HUF)	AAGHP6929M		702630	0	0	702630	0.39	702630	0	702630	0.39	0	0.39	0	0.00	0	0.00	702630
	Mrs. Pinnamaneni Rajashree	AAOPP2417L		6997556	0	0	6997556	3.92	6997556	0	6997556	3.92	0	3.92	0	0.00	0	0.00	6997556
(b)	Central Government/State Government(s) Name (xyz)		0	0	0	0	0	0.00	0	0	0	0.00	0	0.00	0	0.00	0	0.00	0
(c)	Financial Institutions/Banks Name (xyz)		0	0	0	0	0	0.00	0	0	0	0.00	0	0.00	0	0.00	0	0.00	0
(d)	Any Others(specify) Name :																		
	(i) Bodies Corporate		6	38255062	0	0	38255062	21.42	38255062	0	38255062	21.42	0	21.42	0	0.00	0	0.00	38255062
	Nav Developers Limited	AAACN7350B		15840362	0	0	15840362	8.87	15840362	0	15840362	8.87	0	8.87	0	0.00	0	0.00	15840362
	A.N. Investments Private Limited	AABCA9109Q		8935000	0	0	8935000	5.00	8935000	0	8935000	5.00	0	5.00	0	0.00	0	0.00	8935000
	S.R.T. Investments Private Limited	AACCS8358J		6960000	0	0	6960000	3.90	6960000	0	6960000	3.90	0	3.90	0	0.00	0	0.00	6960000
	A9 Homes Private Limited	AAECM5096P		2264000	0	0	2264000	1.27	2264000	0	2264000	1.27	0	1.27	0	0.00	0	0.00	2264000
	V9 Avenues Private Limited	AAECM4722C		2219980	0	0	2219980	1.24	2219980	0	2219980	1.24	0	1.24	0	0.00	0	0.00	2219980
	AV Dwellings Private Limited	AAECM4721B		2035720	0	0	2035720	1.14	2035720	0	2035720	1.14	0	1.14	0	0.00	0	0.00	2035720
	(ii) Trust Name :		1	9947020	0	0	9947020	5.57	9947020	0	9947020	5.57	0	5.57	0	0.00	0	0.00	9947020
	Nav Energy Private Limited (Holding Shares of the Company (NBVL) for the benefit of the Company (NBVL))	AABCN3524A		9947020	0	0	9947020	5.57	9947020	0	9947020	5.57	0	5.57	0	0.00	0	0.00	9947020
	Sub-Total(A)(1)		17	79349728	0	0	79349728	44.43	79349728	0	79349728	44.43	0	44.43	0	0.00	0	0.00	79349728
(2)	Foreign																		
(a)	Individuals (Non- Resident Individuals/ Foreign Individuals) Name (xyz)		0	0	0	0	0	0.00	0	0	0	0.00	0	0.00	0	0.00	0	0.00	0
(b)	Government Name (xyz)		0	0	0	0	0	0.00	0	0	0	0.00	0	0.00	0	0.00	0	0.00	0
(c)	Institutions Name (xyz)		0	0	0	0	0	0.00	0	0	0	0.00	0	0.00	0	0.00	0	0.00	0
(d)	Foreign Portfolio Investor Name (xyz)		0	0	0	0	0	0.00	0	0	0	0.00	0	0.00	0	0.00	0	0.00	0
(e)	Any Other (Specify) Name (xyz)		0	0	0	0	0	0.00	0	0	0	0.00	0	0.00	0	0.00	0	0.00	0
	Sub-Total (A)(2)		0	0	0	0	0	0.00	0	0	0	0.00	0	0.00	0	0.00	0	0.00	0
	Total Shareholding of Promoter and Promoter Group A = (A)(1) + (A)(2)		17	79349728	0	0	79349728	44.43	79349728	0	79349728	44.43	0	44.43	0	0.00	0	0.00	79349728

Details of Shares which remain unclaimed may be given here along with details such as number of shareholders, outstanding shares held in demat/unclaimed suspense account, voting rights which are frozen etc.

Note:

(1) PAN would not be displayed on website of Stock Exchange(s).

(2) The term "Encumbrance" has the same meaning as assigned under regulation 28(3) of SEBI (Substantial Acquisition of Shares and Takeovers) Regulations, 2011.




Table III - Statement showing shareholding pattern of the Public Shareholder

Category & Name of the Shareholders	PAN	No. of Shareholders	No. of fully paid-up Equity Shares held	Partly paid-up Equity Shares held	Nos. of Shares underlying Depository Receipts	Total Nos. Shares held	Shareholding of % calculated as per SCRR, 1957	Number of Voting Rights held in each class of securities				No. of Shares Outstanding Convertible Securities (including Warrants)	Shareholding as a % assuming full conversion of convertible securities (as a % of diluted share capital	Number of Locked in Shares		Number of shares pledged or otherwise encumbered		Number of Equity Shares held in dematerialized form
								No. of Voting Rights			Total as a % of Total Voting rights			No. (a)	As a % of total shares held (b)	No. (a)	As a % of total shares held (b)	
								Class Equity	Class Pref.	Total								
(I)	(II)	(III)	(IV)	(V)	(VI)	(VII = IV+V+VI)	(VIII)	(IX)				(X)	(XI) = (VII) + (X) As a % of A+B+C2	(XII)		(XIII)		(XIV)
(1) Institutions																		
(a) Mutual Funds		7	17320469	0	0	17320469	9.70	17320469	0	17320469	9.70	0	9.70	0	0.00	NA		17320469
Name (Holding above 1%)																NA		
UTI - Core Equity Fund	AAATU1088L	1	6443051	0	0	6443051	3.61	6443051	0	6443051	3.61	0	3.61	0	0.00			6443051
IDFC Tax Advantage (ELSS) Fund	AAETS9556K	1	8878937	0	0	8878937	4.97	8878937	0	8878937	4.97	0	4.97	0	0.00			8878937
(b) Venture Capital Funds		0	0	0	0	0	0.00	0	0	0	0.00	0	0.00	0	0.00	NA		0
Name (xyz)																NA		
(c) Alternate Investment Funds		0	0	0	0	0	0.00	0	0	0	0.00	0	0.00	0	0.00	NA		0
Name (xyz)																NA		
(d) Foreign Venture Capital Investors		0	0	0	0	0	0.00	0	0	0	0.00	0	0.00	0	0.00	NA		0
Name (xyz)																NA		
(e) Foreign Portfolio Investors		55	18560828	0	0	18560828	10.39	18560828	0	18560828	10.39	0	10.39	0	0.00	NA		18560828
Names (Holding above 1%)																		
Morgan Stanley Asia (Singapore) Pte	AAECM3575F	1	4222968	0	0	4222968	2.36	4222968	0	4222968	2.36	0	2.36	0	0.00	NA		4222968
Retail Employees Superannuation Pty Limited as Trustee for Retail Employees Superannuation Trust	AABTR1250N	1	3432572	0	0	3432572	1.92	3432572	0	3432572	1.92	0	1.92	0	0.00	NA		3432572
East Bridge Capital Master Fund Ltd	AACCE9888M	1	1815676	0	0	1815676	1.02	1815676		1815676	1.02	0	1.02	0	0.00	NA		1815676
(f) Financial Institutions/Banks		7	100094	0	0	100094	0.06	100094	0	100094	0.06	0	0.06	0	0.00	NA		96584
Name (xyz)																NA		
(g) Insurance Companies		0	0	0	0	0	0.00	0	0	0	0.00	0	0.00	0	0.00	NA		0
Name (xyz)																NA		
(h) Provident Funds/Pension Funds		0	0	0	0	0	0.00	0	0	0	0.00	0	0.00	0	0.00	NA		0
Name (xyz)																NA		
(j) Any Other (Specify)		0	0	0	0	0	0.00	0	0	0	0.00	0	0.00	0	0.00	NA		0
Name :																		
Sub-Total (B)(1)		69	35981391	0	0	35981391	20.15	35981391	0	35981391	20.15	0	20.15	0	0.00	NA		35977981
(2) Central Government/State Government(s)/President of India		0	0	0	0	0	0.00	0	0	0	0.00	0	0.00	0	0.00	NA		0
Name (xyz)																		
Sub-Total (B)(2)		0	0	0	0	0	0.00	0	0	0	0.00	0	0.00	0	0.00	NA		0



Category & Name of the Shareholders	PAN	No. of Shareholders	No. of fully paid-up Equity Shares held	Partly paid-up Equity Shares held	Nos. of Shares underlying Depository Receipts	Total Nos. Shares held	Shareholding of % calculated as per SCRR, 1957	Number of Voting Rights held in each class of securities			No. of Shares underlying Outstanding Convertible Securities (including Warrants)	Shareholding as a % assuming full conversion of convertible securities (as a % of diluted share capital)	Number of Locked in Shares		Number of shares pledged or otherwise encumbered		Number of Equity Shares held in dematerialized form	
								No. of Voting Rights		Total as a % of Total Voting rights			No.	As a % of total shares held	No.	As a % of total shares held		
								Class Equity	Class Pref.									(a)
(I)	(II)	(III)	(IV)	(V)	(VI)	(VII = IV+V+VI)	(VIII)	(IX)			(X)	(XI) = (VII) + (X) As a % of A+B+C2	(XII)		(XIII)	(XIV)		
(3) Non-institutions																		
(a) Individuals -																		
i. Individual shareholders holding nominal share capital up to ₹ 2/- lakh		23939	26202563	0	0	26202563	14.67	26202563	0	26202563	14.67	0	14.67	0	0.00	NA		24891985
ii. Individual shareholders holding nominal share capital in excess of ₹ 2/- lakhs. Name : (Holding above 1%)		66	22499465	0	0	22499465	12.60	22499465	0	22499465	12.60	0	12.60	0	0.00	NA		22499465
Sunitha Vemulapalli	AAIPV6103D	1	2016630	0	0	2016630	1.13	2016630	0	2016630	1.13	0	1.13	0	0.00	NA		2016630
(b) NEFCs registered with RBI Name (xyz)		11	106030	0	0	106030	0.06	106030	0	106030	0.06	0	0.06	0	0.00	NA		106030
(c) Employee Trusts Name (xyz)		0	0	0	0	0	0.00	0	0	0	0.00	0	0.00	0	0.00	NA		0
(d) Overseas Depositories (holding DRs) (balancing figure) Name (xyz)		0	0	0	0	0	0.00	0	0	0	0.00	0	0.00	0	0.00	NA		0
(e) Any Other (Specify) Names :																NA		
i. Bodies Corporate		551	8161906	0	0	8161906	4.57	8161906	0	8161906	4.57	0	4.57	0	0.00	NA		8159225
ii. Unclaimed Shares Suspense A/c		1	910935	0	0	910935	0.51	910935	0	910935	0.51	0	0.51	0	0.00	NA		910935
iii. Directors and Relatives		7	580262	0	0	580262	0.32	580262	0	580262	0.32	0	0.32	0	0.00	NA		580262
iv. Clearing Members		87	163756	0	0	163756	0.09	163756	0	163756	0.09	0	0.09	0	0.00	NA		163756
v. Trusts		3	72222	0	0	72222	0.04	72222	0	72222	0.04	0	0.04	0	0.00	NA		72222
vi. Non Resident Indians Repatriable		315	978291	0	0	978291	0.55	978291	0	978291	0.55	0	0.55	0	0.00	NA		973051
vii. Non Resident Indians Non Repatriable		202	440068	0	0	440068	0.25	440068	0	440068	0.25	0	0.25	0	0.00	NA		440068
viii. Foreign Nationals		1	2610	0	0	2610	0.00	2610	0	2610	0.00	0	0.00	0	0.00	NA		2610
ix. IEPF		1	274240	0	0	274240	0.15	274240	0	274240	0.15	0	0.15	0	0.00	NA		274240
x. Alternative Investment Fund		1	52015	0	0	52015	0.03	52015	0	52015	0.03	0	0.03	0	0.00	NA		52015
Sub-Total (B)(3)		25185	60444363	0	0	60444363	33.85	60444363	0	60444363	33.85	0	33.85	0	0.00	0		59125865
Total Public Shareholding (B) = (B)(1)+(B)(2)+(B)(3)		25234	96425754	0	0	96425754	54.00	96425754	0	96425754	54.00	0	54.00	0	0.00	NA		95103846

Details of the shareholders acting as persons in Concert including their Shareholding (No. and %).

Details of Shares which remain unclaimed may be given here along with details such as number of shareholders, outstanding shares held in demat/unclaimed suspense account, voting rights which are frozen etc.: 910935 Equity Shares (0.51%) are held in the name of 'Nava Bharat Ventures Limited - Unclaimed Suspense Account' against 1246 Shareholders in demat form as on June 30, 2018.




Table IV - Statement showing shareholding pattern of the Non Promoter - Non Public Shareholder

	Category & Name of the Shareholders	PAN	No. of Shareholder	No. of fully paid-up Equity Shares held	Partly paid-up Equity Shares held	Nos. of Shares underlying Depository Receipts	Total No. Shares held	Shareholding % calculated as per SCRR, 1957	Number of Voting Rights held in each class of securities				No. of Shares underlying Outstanding Convertible Securities (including Warrants)	Total shareholding as a % assuming full conversion of Convertible Securities (as a % of diluted share capital)	Number of Locked in Shares		Number of shares pledged or otherwise encumbered		Number of Equity Shares held in dematerialized form (Not Applicable)
									No. of Voting Rights			Total as a % of Total Voting rights			No.	As a % of total shares held	No. (Not Applicable)	As a % of total shares held (Not Applicable)	
									Class Equity	Class Pref.	Total								
	(I)	(II)	(III)	(IV)	(V)	(VI)	(VII = IV+V+VI)	(VIII) As a % of (A+B+C2)	(IX)				(X)	(XI)	(XII)		(XIII)		(XIV)
(1)	Custodian/DR Holder Name of DR Holder (if available)																		
(a)	(i) abc...		0	0	0	0	0	0	0	0	0	0.00	0	0.00	0	0.00	NA	0	
	(ii) efg...		0	0	0	0	0	0	0	0	0	0.00	0	0.00	0	0.00	NA	0	
(2)	Employee Benefit Trust (under SEBI (Share based Employee Benefit) Regulations, 2014)																NA		
(a)	Name : Nava Bharat Ventures Employee Welfare Trust through its Trustee - Barclays Wealth Trustees India Pvt. Ltd.	AABTN5934H	1	2800000	0	0	2800000	1.57	2800000	0	2800000	1.57	0	1.57	0	0.00	NA	2800000	
	Total Non-Promoter - Non Public Shareholding (C) = (C)(1) + (C)(2)		1	2800000	0	0	2800000	1.57	2800000	0	2800000	1.57	0	1.57	0	0.00	NA	2800000	

Note

- (1) PAN would not be displayed on website of Stock Exchange(s).
(2) The above format needs to disclose name of all holders holding more than 1% of total number of shares
(3) W.r.t. the information pertaining to Depository Receipts, the same may be disclosed in the respective columns to the extent information available.



Details of the Shareholders acting as persons in Concert including their shareholding

Name of the Shareholder (FPI)	Name of PAC	No. of Shares	Holding %
Wellington Management Company LLP with its PACs	Retail Employees Superannuation PTY Limited as Trustee for Retail Employees Superannuation Trust	3432572	1.92
	J.Caird BMD MB	1422675	0.80
	J.Caird MB	1256626	0.70
	Bay Pond MB	1014446	0.57
	The Wellington Trust Company National Association Multiple Common Trust Funds Trust Diversified Alpha Strategies Portfolio	403713	0.23
	Wellington Trust Company National Association Multiple Common Trust Funds Trust Global Contrarian Equity Portfolio	329962	0.18
	Ascension Health Master Pension Trust - Wellington Management Company, LLP	296704	0.17
	Wellington Trust Company National Association Multiple Collective Investment Funds Trust II, Unconstrained Themes Portfolio	177436	0.10
	Bay Pond BMD MB	161080	0.09
	The Wellington Trust Company, National Association Multiple Collective Investment Funds Trust, Global Contrarian Equity Portfolio	123429	0.07
	Wellington Trust Company National Association Multiple Collective Investment Funds Trust II, Global Equities Portfolio	112524	0.06
	The Master Trust Bank of Japan Limited as Trustee of Nomura Global Contrarian Mother Fund	25654	0.01
Total		8756821	4.90

For NAVA BHARAT VENTURES LIMITED



VSN Raju
Company Secretary &
Vice President