

NAVA BHARAT VENTURES LIMITED

Regd.Off. : NAVA BHARAT CHAMBERS, RAJ BHAVAN ROAD, HYDERABAD -500 082. TELANGANA, INDIA

NAVA BHARAT

NBV/SECTL/ 756 / 2016-17

March 4, 2017

Listing Department
National Stock Exchange of India Ltd.
Exchange Plaza, 5th Floor,
Plot No.C/1, G Block,
Bandra Kurla Complex,
Bandra (E), MUMBAI – 400 051
NSE Symbol : 'NBVENTURES'

Listing Department
BSE Ltd.
Phiroze Jeejeebhoy Towers,
Dalal Street,
MUMBAI – 400 001
Scrip Code :
'513023' / 'NBVENTURE'

Dear Sirs,

Sub : Operational data of Sugar Division for the month of February, 2017.

Ref : Regulation 30 of SEBI (LODR) Regulations, 2015.

--o0o--

Please find enclosed the operational data of the Company's Sugar Division for the month of February, 2017, which is being submitted to South Indian Sugar Mills Association (SISMA).

The above figures have not been independently verified or audited. As such, the final figures after audit may vary.

Kindly take the same on record and acknowledge the receipt.

Thanking you,


Yours faithfully,
for Nava Bharat Ventures Ltd.

VSN Raju
Company Secretary
& Vice President

Encl : as above.

Telephone : (040) 23403501, 23403540 Fax : (040) 23403013
E-mail : nbvl@nbv.in Website : www.nbventures.com
Corporate Identity No. : L27101TG1972PLC001549





NAVA BHARAT VENTURES LIMITED

SUGAR DIVISION, SAMALKOT - 533 440, EAST GODAVARI DIST., A.P.

NAVA BHARAT

OPERATIONAL DATA OF THE COMPANY'S SUGAR DIVISION FOR THE MONTH OF FEB. 2017
Monthly Manufacturing Report No - 04

Season: 2016/2017

Name & Address of Factory :

NAVA BHARAT VENTURES LTD,
SUGAR DIVISION, Samalkot - 533 440,
East Godavari District.
3013


Regd. No. of Factory

Clarification Process Used:

Double Sulphitation

SL.No	PARTICULARS	For the month	Since Beginning of Season
1	CANE CRUSHING:		
	Date & Time of Commencement of Season	17.11.2016 at 9:45am	
	Date & Time of Closing of Season		
	Duration of Run Days		
	Total No. of hours in duration of run	28.00	104.00
	No. of hours actual crushing	672.00	2490.15
	Total Cane Milled (Qtls)	663.50	2283.40
		914100.00	3156390.00
2	Juice & Added Water:		
	Average gross mixed juice % Cane	101.62	102.35
	Correction % mixed juice	0.25	0.25
	Average net mixed juice % Cane	101.37	102.10
	Total net mixed juice obtained (Qtls)	926617.65	3222593.32
	Average added water % Cane	29.86	29.45
3	SUGARS:		
	Total Sugar bagged (no. of 100kg bags)	0.00	0.00
	Total Sugar bagged (no. of 50kg bags)	195900.00	633600.00
	* BISS Sugar Qtls	0.00	0.00
	Qty of sugar bagged (qtls)	97950.00	310000.00
	Qty of sugar in process (a) (qtls) (+)	3424.995	3424.995
	Total Sugar made (qtls)	101374.995	320224.995
	Sugar recovered from previous month process	4167.023	0.000
	Sugar recovered from previous seasons process	0.000	93.061
	sugar recovered from previous season's - C-SUGAR	0	577.939
	sugar recovered from previous season's -Wet & damaged sugar	0	886.778
	Total net Sugar made (qtls)	97207.972	318667.217
4	MOLASSES:		
	Total molasses sent out (qtls)	37340.000	125380.000
	Qty of molasses in process (A) (qtls) (+)	4038.923	4038.923
	Total molasses produced (qtls)	41378.923	129418.923
	Molasses recoverd from previous month process	4055.965	0.000
	Molasses recovered from previous season's process	0.000	49.369
	Molasses recovered from previous season's C-SUGAR (qtls)	0.000	173.910
	Molasses recovered from Wet & Damaged sugar (qtls)	0.000	16.139
	Total net molasses produced (qtls)	37322.958	129229.505
5	RECOVERY:		
	Average recovery of sugar % cane	10.63	10.10
	Average production of final molasses % cane	4.08	4.09
6	BAGASSE:		
	Bagasse percent cane	28.24	27.10
	Filter cake percent cane	3.86	3.68
	Gross weight of mixed juice (qtls)	928940.00	3230670.00
	Weight of Dirt mixed juice (qtls)	2322.35	8076.68

* BISS sugar contains more than 90% sucrose.




Telephone : (0884) 2327384, 2327337, 2327584, 2327471 Fax : (0884) 2327587

E-mail : nbvlsd@nbv.in Website : www.nbventures.com

Corporate Identity No. : L27101AP1972PLC001549



S.No.	PARTICULARS	For the	Since Beginning	
		month	of Season	
7	ANALYSIS			
	CANE	Sugar percent	12.47	31.83
		Fibre percent	13.83	33.80
	Primary juice	Sugar percent	14.16	34.01
		Brix percent	17.25	37.07
		Purity	82.09	82.07
	Mixed Juice	Sugar percent	11.81	31.18
		Brix percent	14.63	33.95
		Purity	80.70	80.16
	Last Juice	Sugar percent	1.64	1.32
		Brix percent	2.31	1.86
		Purity	71.00	70.97
	Clarified Juice	Sugar percent	11.26	31.12
		Brix percent	13.90	33.73
		Purity	81.00	80.99
	UnSulphered Syrup	Sugar percent	51.19	51.41
		Brix percent	63.27	63.74
		Purity	80.90	80.66
	Sulphered Syrup +A2 Heavy	Sugar percent	55.40	54.98
		Brix percent	66.79	67.01
		Purity	82.95	82.05
	Masseccuite	A1 Brix percent	92.52	92.87
		Purity	85.97	84.73
		A2 Brix percent	92.65	92.58
		Purity	96.03	95.10
		B Brix percent	95.39	96.06
		Purity	71.40	70.06
		C Brix percent	99.57	100.24
		Purity	53.58	52.61
	Molasses (B)			
	A1 Heavy	Brix percent	80.84	81.32
		Purity	71.92	70.31
	A2 Heavy	Brix percent	76.55	76.65
		Purity	87.69	86.76
	A Light	Brix percent	71.66	71.89
		Purity	91.85	90.68
	B Heavy	Brix percent	83.13	83.91
		Purity	51.21	49.78
	C Light	Brix percent	76.84	77.60
		Purity	64.32	62.49
	Sugars (Average)	Sugar Percent (c)	99.80	99.80
		Moisture percent	0.09	0.09
	Final Molasses	Sugar Percent	31.22	30.59
		Brix percent	95.36	93.96
		Purity	32.74	32.55
	Bagasse	Sugar Percent	1.75	1.52
		Water Percent	48.59	46.96
		Fibre Percent	48.96	50.91
	Filter Cake	Sugar Percent	1.68	1.85
	Boiled Feed Water	pH	9.00	9.00
	Boiled Feed Water	Temperature Deg C	105.00	105.00
	Clear Juice	Temperature Deg C	96.00	96.00



8	Qty. of other materials Used 16-17 Season.			
	Scrapings	HL	0.00	100.00
	Wet & Damaged sugar	Qtls	0.00	905.00
	C-Sugar	Qtls	0.00	700.00

9 ANALYSIS OF OTHER MATERIALS USED SINCE BEGINING OF THE SEASON

	Wet & Damaged Sugar	C-Sugar	Scrapings
Sugar percent:	98.50	87.67	70.53
Brix percent:	99.60	98.50	91.00
Purity S.G. :	98.90	90.00	77.00
Available Sugar - Qtls	886.778	577.939	93.061
Available Molasses - Qtls	16.139	123.91	49.369

10 STOCK IN PROCESS AS ON: 01-3-2017 @4.00AM

Basis:

FM Brix 92.69

Pty 33.00

SL. N	PARTICULARS	HL	BRIX	PURITY	AVAILABLE Sugar - QTLS	MOLASSES QTLS
a)	Clear juice	1200	12.80	80.00	114.87	50.36
b)	Syrup	900	57.60	80.50	474.32	200.73
c)	Remelt	10	71.80	90.18	8.38	1.49
d)	Masseccuite					
	A	70	91.40	87.00	77.50	19.34
	B	800	96.60	67.00	618.32	607.60
	C	1650	98.80	51.00	736.19	1923.21
e)	Light Molasses					
	A	10	70.20	92.50	8.45	1.11
	C	20	69.20	66.50	9.60	9.71
f)	Heavy Molasses					
	A	115	79.60	71.50	75.96	57.36
	B	150	83.60	45.50	38.39	153.12
g)	Seed & footings	1100	88.20	80.20	1017.550	439.887
h)	C-Boilings	550	93.80	52.60	245.486	574.928
i)	Sugar - unbagged				0.00	0.000
	TOTAL				3424.995	4038.923



11 SUGAR BALANCE

S.No	PARTICULARS	For the month	Since Beginning of the season
1	Sugar in Cane	12.467	11.827
2	Sugar in mixed Juice	11.974	11.416
3	Sugar in Baggase	0.493	0.411
4	Sugar in Filtercake	0.065	0.068
5	Sugar in Molasses	1.275	1.252
6	Sugar in Sugars	10.614	10.076
7	Sugar Undetermined	0.020	0.020
8	Total losses (in bagasse, filter cake, molasses & undetermined)	1.853	1.751

We hereby declare that the figures given in this return are complete and true to the best of our knowledge and belief.

Date: 03/03/2017


N. Prabhakar
VICE PRESIDENT




NAVA BHARAT VENTURES LIMITED, SAMALKOT.
Additional information to be appended to R.T. 7(c) for the month of Feb.-2017

* * * * *

		Hrs.Mts.
1	Time Loss Account:	
	1) Miscellaneous	1.45
	2) Cane shortage	0.00
	3) Mechanical troubles	0.15
	4) Electrical troubles/ins	6.10
	5) Holidays	0.00
	6) Cleaning	0.00
	7) Process	0.00
	Percent of hours lost to the available (for 672.00 Hrs)	1.22
2	Rate of Crushing for 24 Hrs.:	
	1) Including stoppages Tons	3 264.64
	2) Excluding stoppages "	3 304.81
	3) Installed/Liscensed capacity	4 000.00
3	Efficiency figures:	
	1) Mill extraction	96.05
	2) Reduced Mill extraction	96.49
	3) Added water % fibre	215.99
	4) Added water extracted into mixed juice % added water	43.87
	5) Undiluted juice lost in bagasse % fibre	29.67
	6) Boiling house extraction	88.58
	7) Virtual purity of molasses	32.17
	8) Reduced Boiling House extraction	
	as per Noel Deerr:	91.63
	as per Gundurao	91.48
	9) Overall recovery	85.09
	10) Reduced Overall recovery	
	as per Noel Deerr	88.41
	as per Gundurao	88.26
	11) FRQV - MJ/PJ	91.17
	LMJ/PJ	76.80
4	Masseccuites boiled:	
	A1' Masseccuite % cane	28.65
	A2' Massecculte % cane	19.69
	'B' Masseccuite % cane	14.25
	'C' Masseccuite % cane	7.62
	Total	70.21
5	Grades of Sugar bagged:	
	I.S.S (Percentage of production)	-
	S-30	0.00
	S-31	48.34
	M-31	51.66
	L-30	-
	L-31	0.00
	Total	100.00

Date: 03/03/2017


N. Prabhakar
VICE PRESIDENT

