

NAVA BHARAT VENTURES LIMITED

Regd.Off. : NAVA BHARAT CHAMBERS, RAJ BHAVAN ROAD, HYDERABAD -500 082. TELANGANA, INDIA

NB/SECTL/ 563 /2016-17
NAVA BHARAT
December 5, 2016

Sri K.Hari, Vice President
National Stock Exchange of India Limited
Exchange Plaza, 5th Floor,
Plot No.C/1, G Block
Bandra Kurla Complex, Bandra (E)
MUMBAI – 400 051
NSE Symbol : 'NBVENTURES'

General Manager –
Dept. of Corporate Services
BSE Limited
Phiroze Jeejeebhoy Towers,
Dalal Street
MUMBAI – 400 001
Scrip Code : '513023' / 'NBVENTURE'

Dear Sirs,

Sub : Operational Data being submitted to SISMA for the month of November, 2016.

Ref : Regulation 30 of Securities and Exchange Board of India (Listing Obligations and Disclosure Requirements) Regulations, 2015.

--o0o--

Please find enclosed the Operational Data of the Company's Sugar Division for the month of November, 2016, which would be submitted to South Indian Sugar Mills Association (SISMA).

The above figures have not been independently verified or audited. As such, the final figures after audit may vary.

Kindly take the same on record and acknowledge the receipt.

Thanking you,

Yours faithfully,
for NAVA BHARAT VENTURES LTD


VSN Raju
Company Secretary
& Vice President

Encl : as above

Telephone : (040) 23403501, 23403540 Fax : (040) 23403013
E-mail : nbvl@nbv.in Website : www.nbventures.com
Corporate Identity No. : L27101TG1972PLC001549

ISO 9001 ISO 14001



NAVA BHARAT VENTURES LIMITED

SUGAR DIVISION, SAMALKOT - 533 440, EAST GODAVARI DIST., A.P.

NAVA BHARAT

OPERATIONAL DATA OF THE COMPANY'S SUGAR DIVISION FOR THE MONTH OF NOV. 2016
Monthly Manufacturing Report No - 01

Season: 2016/2017

Name & Address of Factory :

**NAVA BHARAT VENTURES LTD,
SUGAR DIVISION, Samalkot - 533 440.
East Godavari District.**

3013


Double Sulphitation

Regd.No. of Factory

Clarification Process Used:

SL.No	PARTICULARS	For the	Since Beginning
		month	of Season
1	CANE CRUSHING:		
	Date & Time of Commencement of Season	17.11.2016 at 9:45am	
	Date & Time of Closing of Season		
	Duration of Run Days	14.00	14.00
	Total No.of hours in duration of run	330.15	330.15
	No.of hours actual crushing	290.45	290.45
	Total Cane Milled (Qtls)	362090.00	362090.00
2	Juice & Added Water:		
	Average gross mixed juice % Cane	102.31	102.31
	Correction % mixed juice	0.25	0.25
	Average net mixed juice % Cane	102.06	102.06
	Total net mixed juice obtained (Qtls)	369533.85	369533.85
	Average added water % Cane	28.86	28.86
3	SUGARS:		
	Total Sugar bagged (no.of 100kg bags)	0.00	0.00
	Total Sugar bagged (no.of 50kg bags)	56920.00	56920.00
	* BISS Sugar Qtls	0.00	0.00
	Qty of sugar bagged (qtls)	28460.00	28460.00
	Qty of sugar in process (a) (qtls) (+)	3918.601	3918.601
	Total Sugar made (qtls)	32378.601	32378.601
	Sugar recovered from previous month process	0.000	0.000
	Sugar recovered from previous seasons process	93.061	93.061
	sugar recovered from previous season's - C-SUGAR	0	0
	sugar recovered from previous season's -Wet &damaged sugar	0	0
	Total net Sugar made (qtls)	32285.540	32285.540
4	MOLASSES:		
	Total molasses sent out (qtls)	12900.000	12900.000
	Qty of molasses in process (A) (qtls) (+)	2812.895	2812.895
	Total molasses produced (qtls)	15712.895	15712.895
	Molasses recoverd from previous month process	0.000	0.000
	Molasses recovered from previous season's process	49.369	49.369
	Molasses recovered from previous season's C-SUGAR (qtls)	0.000	0.000
	Molasses recovered from Wet & Damaged sugar (qtls)	0.000	0.000
	Total net molasses produced (qtls)	15663.526	15663.526
5	RECOVERY:		
	Average recovery of sugar % cane	8.92	8.92
	Average production of final molasses % cane	4.33	4.33
6	Bagasse percent cane	26.55	26.55
	Filter cake percent cane	3.52	3.52
	Gross weight of mixed juice (qtls)	370460.00	370460.00
	Weight of Dirt mixed juice (qtls)	926.15	926.15

* BISS sugar contains more than 90% sucrose.




Telephone : (0884) 2327384, 2327337, 2327584, 2327471 Fax : (0884) 2327587

E-mail : nbvlsd@nbv.in Website : www.nbventures.com

Corporate Identity No. : L27101AP1972PLC001549

ISO 9001 ISO 14001 OHSAS 18001

S.No.	PARTICULARS	For the	Since Beginning		
		month	of Season		
7	ANALYSIS				
	CANE	Sugar percent	10.66	10.66	
		Fibre percent	14.07	14.07	
		13.73	13.73		
	Primary juice	Sugar percent	17.02	17.02	
		Brix percent	80.62	80.62	
		Purity	10.09	10.09	
	Mixed Juice	Sugar percent	12.75	12.75	
		Brix percent	79.10	79.10	
		Purity	1.06	1.06	
	Last Juice	Sugar percent	1.50	1.50	
		Brix percent	70.67	70.67	
		Purity	10.67	10.67	
	Clarified Juice	Sugar percent	13.42	13.42	
		Brix percent	79.51	79.51	
		Purity	48.61	48.61	
	UnSulphered Syrup	Sugar percent	61.29	61.29	
		Brix percent	79.31	79.31	
		Purity	51.42	51.42	
	Sulphered Syrup	Sugar percent	63.80	63.80	
		Brix percent	80.60	80.60	
		Purity	94.66	94.66	
	Masseccuite	A1 Brix percent	84.06	84.06	
		Purity	93.03	93.03	
		A2 Brix percent	91.91	91.91	
		Purity	96.95	96.95	
		B Brix percent	70.88	70.88	
		Purity	101.45	101.45	
		C Brix percent	51.40	51.40	
		Purity			
		Molasses (B)			
		A1 Heavy	Brix percent	80.32	80.32
			Purity	68.87	68.87
		A2 Heavy	Brix percent	77.24	77.24
	Purity		84.94	84.94	
	A Light	Brix percent	71.41	71.41	
		Purity	89.06	89.06	
	B Heavy	Brix percent	84.46	84.46	
		Purity	49.53	49.53	
	C Light	Brix percent	78.57	78.57	
		Purity	62.19	62.19	
	Sugars (Average)	Sugar Percent (c)	99.80	99.80	
Moisture percent		0.09	0.09		
Final Molasses	Sugar Percent	29.92	29.92		
	Brix percent	89.89	89.89		
	Purity	33.29	33.29		
Bagasse	Sugar Percent	1.39	1.39		
	Water Percent	45.03	45.03		
	Fibre Percent	53.01	53.01		
Filter Cake	Sugar Percent	2.46	2.46		
	pH	9.00	9.00		
Boiled Feed Water	Temperature Deg C	105.00	105.00		
Boiled Feed Water	Temperature Deg C	96.00	96.00		
Clear Juice	Temperature Deg C				



8	Qty. of other materials Used 16-17 Season.		
	Scrapings	HL	100.00
	Wet & Damaged sugar	Qtls	0.00
	C-Sugar	Qtls	0.00
			100.00
			0.00
			0.00


9 ANALYSIS OF OTHER MATERIALS USED SINCE BEGINING OF THE SEASON

	Wet & Damaged Sugar	C-Sugar	Scrapings
Sugar percent:	-	-	70.53
Brix percent:	-	-	91.00
Purity S.G. :	-	-	77.00
Available Sugar - Qtls	-	-	93.061
Available Molasses - Qtls	-	-	49.369

10 STOCK IN PROCESS AS ON: 01-12-2016 @4.00AM

Basis: **FM Brix 90.00** **Pty 34.00**

SL. N	PARTICULARS	HL	BRIX	PURITY	AVAILABLE Sugar - QTLS	MOLASSES OTLS
a)	Clear juice	2100	12.80	79.00	192.72	99.94
b)	Syrup	776	57.60	80.28	399.18	188.97
c)	Remelt	0	0.00	0.00	0.00	0.00
d)	Massecuite					
	A	600	91.40	87.43	661.96	173.04
	B	243	96.60	67.51	182.15	196.23
	C	325	98.80	52.75	140.64	394.67
e)	Light Molasses		0.00	0.00	0.00	0.00
	A	97	70.20	92.95	82.09	10.91
	C	20	69.20	66.93	9.28	10.35
f)	Heavy Molasses					
	A	269	79.60	71.71	188.44	157.07
	B	392	83.66	45.49	81.99	432.20
g)	Seed & footings	2087	88.20	80.20	1892.450	901.185
h)	C-Boilings	220	93.80	52.60	87.706	248.340
i)	Sugar - unbagged				0.00	
	TOTAL				3918.601	2812.895





11 SUGAR BALANCE

S.No	PARTICULARS	For the month	Since Beginning of the season
1	Suagar in Cane	10.662	10.662
2	Sugar in mixed Juice	10.292	10.292
3	Sugar in Baggase	0.370	0.370
4	Sugar in Filtercake	0.087	0.087
5	Sugar in Molasses	1.296	1.296
6	Sugar in Sugars	8.896	8.896
7	Sugar Undetermined	0.013	0.013
8	Total losses (in bagasse, filter c molasses & undetermined)	1.766	1.766

We hereby declare that the figures given in this return are complete and true to the best of our knowledge and belief.

Date: 03/12/2016


N. Prabhakar
VICE PRESIDENT



NAVA BHARAT VENTURES LIMITED, SAMALKOT.
Additional information to be appended to R.T. 7(c) for the month of Nov.-2016
 * * * *

		Hrs.Mts.
1	Time Loss Account:	
	1) Miscellaneous	0:00:00
	2) Cane shortage	2.30
	3) Mechanical troubles	36.00
	4) Electrical troubles/ins	1.00
	5) Holidays	0.00
	6) Cleaning	0.00
	7) Process	0.00
	Percent of hours lost to the available (for 330:15 Hrs)	11.96
2	Rate of Crushing for 24 Hrs.:	
	1) Including stoppages Tons	2632.19
	2) Excluding stoppages "	2988.88
	3) Installed/Liscensed capacity	4000.00
3	Efficiency figures:	
	1) Mill extraction	96.53
	2) Reduced Mill extraction	96.98
	3) Added water % fibre	205.06
	4) Added water extracted into mixed juice % added water	89.70
	5) Undiluted juice lost in bagasse % fibre	21.72
	6) Boiling house extraction	86.63
	7) Virtual purity of molasses	33.66
	8) Reduced Boiling House extraction	
	as per Noel Deerr:	91.05
	as per Gundurao	90.79
	9) Overall recovery	83.63
	10) Reduced Overall recovery	
	as per Noel Deerr	88.29
	as per Gundurao	88.05
	11) ERQV - MJ/PJ	97.18
	LMJ/PJ	80.88
4	Masseccites boiled:	
	A1' Masseccite % cane	12.24
	A2' Masseccite % cane	15.53
	'B' Masseccite % cane	13.78
	'C' Masseccite % cane	7.50
	Total	49.05
5	Grades of Sugar bagged:	
	I.S.S' (Percentage of production)	-
	S-30	0.00
	S-31	52.57
	M-31	47.44
	L-30	-
	L-31	0.00
	Total	100.00

Date: 03/12/2016


N. Prabhakar
VICE PRESIDENT

