

NAVA BHARAT

NAVA BHARAT VENTURES LIMITED

Regd. Off. : NAVA BHARAT CHAMBERS, RAJ BHAVAN ROAD, HYDERABAD-500 082, TELANGANA, INDIA

REMOVED

NBV/SECTL/ 1018 /2015-16
February 4, 2016

National Stock Exchange of India Limited
Exchange Plaza, 5th Floor,
Plot No.C/1, G Block
Bandra Kurla Complex, Bandra (E)
MUMBAI – 400 051
NSE Symbol : 'NBVENTURES'

General Manager --
Dept. of Corporate Services
Bombay Stock Exchange Limited
Phiroze Jeejeebhoy Towers, Dalal Street
MUMBAI – 400 001
Scrip Code : '513023' / 'NBVENTURE'

Dear Sirs,

Sub : Operational Data being submitted to SISMA for the month of January, 2016.

Ref : Regulation 30 of Securities and Exchange Board of India (Listing Obligations and Disclosure Requirements) Regulations, 2015.

--o0o--

We enclose herewith the Operational Data of the Company's Sugar Division for the month of ~~December~~ ^{FEB} 2016, which would be submitted to South Indian Sugar Mills Association (SISMA).

The above figures have not been independently verified or audited. As such, the final figures after audit may vary.

This is for your kind information, please.

Thanking you,


Yours faithfully,
for NAVA BHARAT VENTURES LTD

Company Secretary
& Vice President

Encl : as above.

Telephone : (040) 23403501, 23403540 Fax : (040) 23403013
E-mail : nbvl@nbv.in Website : www.nbventures.com
Corporate Identity No. : L27101TG1972PLC001549





NAVA BHARAT VENTURES LIMITED

SUGAR DIVISION, SAMALKOT - 533 440, EAST GODAVARI DIST., A.P.

NAVA BHARAT

OPERATIONAL DATA OF THE COMPANY'S SUGAR DIVISION FOR THE MONTH OF JANUARY 2016
Monthly Manufacturing Report No - 2

Season: 2015/2016

Name & Address of Factory :

**NAVA BHARAT VENTURES LTD,
SUGAR DIVISION, Samalkot - 533 440,
East Godavari District.**


3013

Double Sulphitation

Regd.No. of Factory

Clarification Process Used:

SL.No	PARTICULARS	For the	Since Beginning
		month	of Season
		07.12.2015 at 6:30am	
1	CANE CRUSHING:		
	Date & Time of Commencement of Season		
	Date & Time of Closing of Season		
	Duration of Run Days	31.00	56.00
	Total No.of hours in duration of run	744.00	1341.30
	No.of hours actual crushing	604.10	1163.40
	Total Cane Milled (Qtls)	920900.00	1728090.00
2	Juice & Added Water:		
	Average gross mixed juice % Cane	103.28	103.19
	Correction % mixed juice	0.25	0.25
	Average net mixed juice % Cane	103.02	102.93
	Total net mixed juice obtained (Qtls)	948742.19	1778682.14
	Average added water % Cane	29.27	29.31
3	SUGARS:		
	Total Sugar bagged (no.of 100kg bags)	0.00	0.00
	Total Sugar bagged (no.of 50kg bags)	183600.00	326120.00
	* BISS Sugar Qtls	0.00	0.00
	Qty of sugar bagged (qtls)	91800.00	163060.00
	Qty of sugar in process (a) (qtls) (+)	3826.553	3826.553
	Total Sugar made (qtls)	95626.553	166886.553
	Sugar recovered from previous month process	3271.934	0.000
	Sugar recovered from previous seasons process	0.000	93.061
	sugar recovered from previous season's - C-SUGAR	0	678.321
	sugar recovered from previous season's -Wet & damaged sugar	572.241	572.241
	Total net Sugar made (qtls)	91782.378	165542.930
4	MOLASSES:		
	Total molasses sent out (qtls)	38930.000	66120.000
	Qty of molasses in process (A) (qtls) (+)	4485.097	4485.097
	Total molasses produced (qtls)	43415.097	70605.097
	Molasses recovered from previous month process	5524.848	0.000
	Molasses recovered from previous season's process	0.000	49.369
	Molasses recovered from previous season's C-SUGAR (qtls)	0.000	117.553
	Molasses recovered from Wet & Damaged sugar (qtls)	10.415	10.415
	Total net molasses produced (qtls)	37869.419	70417.345
5	RECOVERY:		
	Average recovery of sugar % cane	9.97	9.58
	Average production of final molasses % cane	4.11	4.07
6	Bagasse percent cane	25.99	26.13
	Filter cake percent cane	3.31	3.24
	Gross weight of mixed juice (qtls)	951120.00	1783140.00
	Weight of Dirt mixed juice (qtls)	2377.84	4457.86



Telephone : (0884) 2327384, 2327337, 2327584, 2327471 Fax : (0884) 2327587

E-mail : nbvlsd@nbv.in Website : www.nbventures.com

Corporate Identity No. : L27101AP1972PLC001549



NAVA BHARAT VENTURES LIMITED

Continuation Sheet

S.No.	PARTICULARS	For the	Since Beginning
		month	of Season
7	ANALYSIS		
	CANE	Sugar percent 11.64	11.25
		Fibre percent 13.90	13.94
	Primary juice	Sugar percent 13.49	13.30
		Brix percent 16.54	16.39
		Purity 81.56	81.15
	Mixed Juice	Sugar percent 10.97	10.60
		Brix percent 13.61	13.29
		Purity 80.61	80.30
	Last Juice	Sugar percent 1.24	1.25
		Brix percent 1.75	1.75
		Purity 70.86	71.43
	Clarified Juice	Sugar percent 10.75	10.73
		Brix percent 13.32	13.33
		Purity 80.71	80.50
	UnSulphered Syrup	Sugar percent 49.60	50.26
		Brix percent 61.56	62.54
		Purity 80.57	80.36
	Sulphered Syrup	Sugar percent 51.06	50.63
		Brix percent 62.66	63.93
		Purity 81.49	79.20
	Masseccuite	A1 Brix percent 91.15	91.31
		Purity 82.70	83.41
		A2 Brix percent 88.87	89.72
		Purity 92.03	92.24
		B Brix percent 94.64	94.31
		Purity 69.66	71.32
		C Brix percent 98.07	98.23
		Purity 51.64	53.06
	Molasses (B)		
	A1 Heavy	Brix percent 78.59	79.12
		Purity 71.52	72.26
	A2 Heavy	Brix percent 76.15	75.67
		Purity 82.74	83.50
	A Light	Brix percent 68.78	68.58
		Purity 91.09	91.15
	B Heavy	Brix percent 83.99	83.12
		Purity 49.41	51.02
	C Light	Brix percent 79.50	78.29
		Purity 63.95	66.57
	Sugars (Average)	Sugar Percent (c) 99.80	99.80
		Moisture percent 0.10	0.09
	Final Molasses	Sugar Percent 30.84	31.04
		Brix percent 96.23	95.73
		Purity 32.05	32.43
	Bagasse	Sugar Percent 1.29	1.30
		Water Percent 44.69	44.81
		Fibre Percent 53.50	53.36
		Sugar Percent 1.91	2.02
	Filter Cake	pH 9.00	9.00
	Boiled Feed Water	Temperature Deg C 105.00	105.00
	Boiled Feed Water	Temperature Deg C 95.00	95.00
	Clear Juice		

NAVA BHARAT SUGAR DIVISION, BANGALORE



8	Qty. of other materials Used 15-16 Season.			
	Scrappings	HL	0.00	100.00
	Wet & Damaged sugar	Qtls	584.00	584.00
	C-Sugar	Qtls	0.00	800.00

9 ANALYSIS OF OTHER MATERIALS USED SINCE BEGINING OF THE SEASON

	Wet & Damaged Sugar	C-Sugar	Scrappings
Sugar percent:	98.50	89.41	70.53
Brix percent:	99.60	98.80	91.00
Purity S.G. :	98.90	90.50	77.50
Available Sugar - Qtls	572.241	678.321	93.061
Available Molasses - Qtls	10.415	117.553	49.369

10 STOCK IN PROCESS AS ON: 01-02-2016 @4.00AM
Basis: FM Brix 92.63 Pty 33.20

SL. N	PARTICULARS	HL	BRIX	PURITY	AVAILABLE Sugar - QTLS	MOLASSES OTLS
a)	Clear juice	1088	12.80	79.95	102.50	47.46
b)	Syrup	500	57.60	80.28	258.52	116.90
c)	Remelt	0			0.00	0.00
d)	Masseccuite					
	A	420	91.40	87.43	464.69	116.31
	B	150	96.60	67.51	113.74	116.29
	C	2400	98.80	52.72	1070.08	2798.16
e)	Light Molasses					
	A	108	70.20	92.95	91.53	11.66
	C	20	69.20	66.93	9.39	9.94
f)	Heavy Molasses					
	A	247	79.60	71.71	159.85	126.78
	B	128	83.60	45.49	28.30	135.49
g)	Seed & footings	1520	88.20	80.20	1385.394	630.077
h)	C-Bollings	347	93.80	52.60	142.558	376.039
i)	Sugar - unbagged				0.00	
	TOTAL				3826.553	4485.097





11 SUGAR BALANCE

S.No	PARTICULARS	For the month	Since Beginning of the season
1	Sugar In Cane	11.640	11.254
2	Sugar in mixed Juice	11.306	10.914
3	Sugar in Baggase	0.334	0.340
4	Sugar in Filtercake	0.063	0.065
5	Sugar in Molasses	1.268	1.265
6	Sugar in Sugars	9.947	9.560
7	Sugar Undetermined	0.028	0.024
8	Total losses (In bagasse, filter cake, molasses & undetermined)	1.693	1.694

We hereby declare that the figures given in this return are complete and true to the best of our knowledge and belief.

Date: 03/02/2016


Mr. Prabhakar
VICE PRESIDENT



NAVA BHARAT VENTURES LIMITED, SAMALKOT.
Additional information to be appended to R.T. 7(c) for the month of January-2016

* * * *

		Hrs.Mts.
1	Time Loss Account:	
	1) Miscellaneous	1:00:00
	2) Cane shortage	0.00
	3) Mechanical troubles	6:50
	4) Electrical troubles/Ins	2:45:00
	5) Holidays	48:00:00
	6) Cleaning	81:15:00
	7) Process	0.00
	Percent of hours lost to the available (for 744 Hrs)	18.795
2	Rate of Crushing for 24 Hrs.:	
	1) Including stoppages Tons	2970.65
	2) Excluding stoppages "	3658.20
	3) Installed/Licensed capacity	4000.00
3	Efficiency figures:	
	1) Mill extraction	97.13
	2) Reduced Mill extraction	97.46
	3) Added water % fibre	210.52
	4) Added water extracted into mixed juice % added water	62.14
	5) Undiluted juice lost in bagasse % fibre	20.47
	6) Boiling house extraction	88.15
	7) Virtual purity of molasses	33.01
	8) Reduced Boiling House extraction	
	as per Noel Deerr:	91.30
	as per Gundurao	91.14
	9) Overall recovery	85.62
	10) Reduced Overall recovery	
	as per Noel Deerr	88.99
	as per Gundurao	88.83
	11) ERQV - MJ/PJ	98.23
	LMJ/PJ	79.81
4	Masseccites boiled:	
	A1' Masseccuite % cane	21.50
	A2' Masseccuite % cane	17.13
	'B' Masseccuite % cane	13.89
	'C' Masseccuite % cane	7.49
	Total	60.01
5	Grades of Sugar bagged:	
	I.S.S (Percentage of production)	-
	S-30	0.00
	S-31	30.99
	M-31	67.55
	L-30	-
	L-31	1.46
	Total	100.00

Date: 03/02/2016

(Signature)
N. Prabhakar
VICE PRESIDENT

