



NAVA BHARAT VENTURES LIMITED

Regd. Off. : NAVA BHARAT CHAMBERS, RAJ BHAVAN ROAD, HYDERABAD-500 082, TELANGANA, INDIA

NBV/SECTL/ 92.6 /2015-16
January 5, 2016

Addressed to :

National Stock Exchange of India Limited
Exchange Plaza, 5th Floor,
Plot No.C/1, G Block
Bandra Kurla Complex, Bandra (E)
MUMBAI – 400 051
NSE Symbol : 'NBVENTURES'

General Manager –
Dept. of Corporate Services
Bombay Stock Exchange Limited
Phiroze Jeejeebhoy Towers, Dalal Street
MUMBAI – 400 001
Scrip Code : '513023' / 'NBVENTURE'

Dear Sirs,

Sub : Operational Data being submitted to SISMA for the month of December, 2015.
Ref : Regulation 30 of Securities and Exchange Board of India (Listing Obligations and Disclosure Requirements) Regulations, 2015.

We enclose herewith the Operational Data of the Company's Sugar Division for the month of December, 2015, which would be submitted to South Indian Sugar Mills Association (SISMA).

The above figures have not been independently verified or audited. As such, the final figures after audit may vary.


This is for your kind information, please.

Thanking you,

Yours faithfully,
for NAVA BHARAT VENTURES LTD

Company Secretary
& Vice President

Encl : as above.



NAVA BHARAT VENTURES LIMITED

SUGAR DIVISION, SAMALKOT - 533 440, EAST GODAVARI DIST., A.P.

NAVA BHARAT

OPERATIONAL DATA OF THE COMPANY'S SUGAR DIVISION FOR THE MONTH OF DECEMBER 2015
Monthly Manufacturing Report No - 1

Season: 2015/2016

Name & Address of Factory :

NAVA BHARAT VENTURES LTD,
SUGAR DIVISION, Samalkot - 533 440.
East Godavari District.



Regd.No. of Factory

3013

Clarification Process Used:

Double Sulphitation

SL.No	PARTICULARS	For the	Since Beginning
		month	of Season
1	CANE CRUSHING:		
	Date & Time of Commencement of Season	07.12.2015 at 6:30am	
	Date & Time of Closing of Season		
	Duration of Run Days	25.00	25.00
	Total No.of hours in duration of run	597.30	597.30
	No.of hours actual crushing	559.30	559.30
	Total Cane Milled (Qtls)	807190.00	807190.00
2	Juice & Added Water:		
	Average gross mixed juice % Cane	103.08	103.08
	Correction % mixed juice	0.25	0.25
	Average net mixed juice % Cane	102.82	102.82
	Total net mixed juice obtained (Qtls)	829939.95	829939.95
	Average added water % Cane	29.37	29.37
3	SUGARS:		
	Total Sugar bagged (no.of 100kg bags)	0.00	0.00
	Total Sugar bagged (no.of 50kg bags)	142520.00	142520.00
	* BISS Sugar Qtls	0.00	0.00
	Qty of sugar bagged (qtls)	71260.00	71260.00
	Qty of sugar in process (a) (qtls) (+)	3271.934	3271.934
	Total Sugar made (qtls)	74531.934	74531.934
	Sugar recovered from previous month process	0.000	0.000
	Sugar recovered from previous seasons process	93.061	93.061
	sugar recovered from previous season's - C-SUGAR	678.321	678.321
	sugar recovered from previous season's -Wet &damaged sugar	0	0
	Total net Sugar made (qtls)	73760.552	73760.552
4	MOLASSES:		
	Total molasses sent out (qtls)	27190.000	27190.000
	Qty of molasses in process (A) (qtls) (+)	5524.848	5524.848
	Total molasses produced (qtls)	32714.848	32714.848
	Molasses recoverd from previous month process	0.000	0.000
	Molasses recovered from previous season's process	49.369	49.369
	Molasses recovered from previous season's C-SUGAR (qtls)	117.553	117.553
	Molasses recovered from Wet & Damaged sugar (qtls)	0.000	0.000
	Total net molasses produced (qtls)	32547.926	32547.926
5	RECOVERY:		
	Average recovery of sugar % cane	9.14	9.14
	Average production of final molasses % cane	4.03	4.03
6	BAGASSE:		
	Bagasse percent cane	26.29	26.29
	Filter cake percent cane	3.16	3.16
	Gross weight of mixed juice (qtls)	832020.00	832020.00
	Weight of Dirt mixed juice (qtls)	2080.05	2080.05

Telephone : (0884) 2327384, 2327337, 2327584, 2327471 Fax : (0884) 2327587

E-mail : nbvlsd@nbv.in Website : www.nbventures.com

Corporate Identity No. : L27101AP1972PLC001549



S.No.	PARTICULARS	For the month	Since Beginning of Season	
7	ANALYSIS			
	CANE	Sugar percent	10.81	10.81
		Fibre percent	13.99	13.99
	Primary Juice	Sugar percent	13.15	13.15
		Brix percent	16.23	16.23
		Purity	81.02	81.02
	Mixed Juice	Sugar percent	10.18	10.18
		Brix percent	12.72	12.72
		Purity	80.03	80.03
	Last Juice	Sugar percent	1.26	1.26
		Brix percent	1.75	1.75
		Purity	72.00	72.00
	Clarified Juice	Sugar percent	10.70	10.70
		Brix percent	13.34	13.34
		Purity	80.21	80.21
	UnSulphered Syrup	Sugar percent	50.98	50.98
		Brix percent	63.59	63.59
		Purity	80.17	80.17
	Sulphered Syrup	Sugar percent	52.52	52.52
		Brix percent	65.49	65.49
		Purity	80.20	80.20
	Masseccuite	A1 Brix percent	91.74	91.74
		Purity	83.20	83.20
		A2 Brix percent	90.87	90.87
		Purity	92.50	92.50
		B Brix percent	93.96	93.96
		Purity	73.13	73.13
		C Brix percent	98.43	98.43
		Purity	54.85	54.85
		Molasses (B)		
	A1 Heavy	Brix percent	79.59	79.59
		Purity	72.55	72.55
	A2 Heavy	Brix percent	75.04	75.04
		Purity	84.53	84.53
	A Light	Brix percent	68.94	68.94
		Purity	91.18	91.18
	B Heavy	Brix percent	82.19	82.19
		Purity	52.79	52.79
	C Light	Brix percent	76.86	76.86
		Purity	69.78	69.78
	Sugars (Average)	Sugar Percent (c)	99.80	99.80
		Moisture percent	0.08	0.08
Final Molasses	Sugar Percent	31.33	31.33	
	Brix percent	95.02	95.02	
	Purity	32.97	32.97	
Bagasse	Sugar Percent	1.32	1.32	
	Water Percent	44.95	44.95	
	Fibre Percent	53.21	53.21	
Filter Cake	Sugar Percent	2.14	2.14	
Boiled Feed Water	pH	9.00	9.00	
Boiled Feed Water	Temperature Deg C	105.00	105.00	
Clear Juice	Temperature Deg C	95.00	95.00	

NAVA BHARAT VENTURES LTD. SUGAR DIVISION, SANGHER

8	Qty. of other materials Used 15-16 Season.			
	Scrapings	HL	100.00	100.00
	Wet & Damaged sugar	Qtls	0.00	0.00
	C-Sugar	Qtls	800.00	800.00

9 ANALYSIS OF OTHER MATERIALS USED SINCE BEGINING OF THE SEASON

	Wet & Damaged Sugar	C-Sugar	Scrapings
Sugar percent:	0.00	89.41	70.53
Brix percent:	0.00	98.80	91.00
Purity S.G. :	0.00	90.50	77.50
Available Sugar - Qtls	0.000	678.321	93.061
Available Molasses - Qtls	0.000	117.553	49.369

10 STOCK IN PROCESS AS ON: 01-01-2016 @4.00AM

Basis: FM Brix 92.63 Pty 33.07

SL. N	PARTICULARS	HL	BRIX	PURITY	AVAILABLE Sugar - OTLS	MOLASSES OTLS
a)	Clear juice	1500	12.80	79.95	141.41	65.29
b)	Syrup	573	57.60	80.28	296.52	133.70
c)	Remelt	90	71.80	90.18	74.98	13.92
d)	Masseculte					
	A	59	91.40	87.43	65.31	16.30
	B	75	96.60	67.51	56.98	58.04
	C	3250	98.80	52.72	1456.01	3782.14
e)	Light Molasses					
	A	97	70.20	92.95	82.23	10.45
	C	70	69.20	66.93	32.92	34.71
f)	Heavy Molasses					
	A	277	79.60	71.71	179.52	141.89
	B	800	83.60	45.49	178.38	845.24
g)	Seed & footings	500	88.20	80.20	456.110	206.846
h)	C-Bollings	200	93.80	52.60	82.562	216.329
i)	Sugar - unbagged	169			169.00	
	TOTAL				3271.934	5524.848




11 SUGAR BALANCE

S.No	PARTICULARS	For the month	Since Beginning of the season
1	Suagar in Cane	10.81	10.81
2	Sugar in mixed Juice	10.46	10.46
3	Sugar in Baggase	0.35	0.35
4	Sugar in Filtercake	0.07	0.07
5	Sugar in Molasses	1.25	1.25
6	Sugar in Sugars	9.12	9.12
7	Sugar Undetermined	0.02	0.02
8	Total losses (in bagasse, filter c molasses & undetermined)	1.69	1.69

We hereby declare that the figures given in this column are complete and true to the best of our knowledge and belief.

Date: 04/01/2016


N. Prabhakar
VICE PRESIDENT




NAVA BHARAT VENTURES LIMITED, SAMALKOT.
Additional information to be appended to R.T. 7(c) for the month of December-2015

* * * * *

		Hrs.Mts.
1	Time Loss Account:	
	1) Miscellaneous	0:00:00
	2) Cane shortage	0.00
	3) Mechanical troubles	2:15
	4) Electrical troubles/ins	35:45:00
	5) Holidays	0:00:00
	6) Cleaning	0:00:00
	7) Process	0.00
	Percent of hours lost to the available (for 0 Hrs)	6.362
2	Rate of Crushing for 24 Hrs.:	
	1) Including stoppages Tons	3242.26
	2) Excluding stoppages "	3462.48
	3) Installed/Liscensed capacity	4000.00
3	Efficiency figures:	
	1) Mill extraction	96.79
	2) Reduced Mill extraction	97.18
	3) Added water % fibre	209.93
	4) Added water extracted into mixed juice % added water	76.80
	5) Undiluted juice lost in bagasse % fibre	21.32
	6) Boiling house extraction	87.32
	7) Virtual purity of molasses	33.70
	8) Reduced Boiling House extraction	
	as per Noel Deerr;	91.03
	as per Gundurao	90.83
	9) Overall recovery	84.51
	10) Reduced Overall recovery	
	as per Noel Deerr	88.46
	as per Gundurao	88.27
	11) ERQV - MJ/PJ	98.56
	LMJ/PJ	83.18
4	Masseccites boiled:	
	A1' Masseccuite % cane	22.51
	A2' Masseccuite % cane	14.32
	'B' Masseccuite % cane	17.16
	'C' Masseccuite % cane	7.70
	Total	61.69
5	Grades of Sugar bagged:	
	I.S.S (Percentage of production)	-
	S-30	0.00
	S-31	35.10
	M-31	64.90
	L-30	-
	L-31	0.00
	Total	100.00

Date: 04/01/2016


N.Prabhakar
VICE PRESIDENT

